



BHARATI VIDYAPEETH'S
COLLEGE OF FINE ARTS

Approved by AICTE Affiliated to Savitribai Phule Pune University, Pune

1.2.1. Number of Add on /Certificate/Value added programs offered and online MOOC programs like SWAYAM, NPTEL etc. where the students of the institution have benefitted during the last five years)

- Institutional programme brochure/notice for Certificate/Value added programs with course modules and outcomes

Years	Name of Add-on/Certificate programs/MOOC
2022-2023	Thermocol Craving
	Yoga
2021-2022	Display Design
	Ball Clay
2020-2021	EDX
2019-2020	Typography
	Mask Making
	Short term course
2018-2019	Terracotta
	Calligraphy

Bharati Vidyapeeth's
College of Fine Arts
Bharati Vidyapeeth Campus, Pune-Satara Road, Katraj, Pune 43.

Class Notice

DEPARTMENT: BFA Applied Art

DATE: 15/07/2022


We are pleased to announce the introduction of Add-On/Certificate Programs for the current academic year. These programs have been particularly designed to complement your existing academic pursuits and elevate your skill set. This initiative provides a unique opportunity for you to broaden your knowledge and enhance your overall academic experience.

The schedule for these programs is outlined below:

Programs Schedule

Date	Time	Subject
01/08/22	12.30 am to 5.30 pm	Thermocol Craving
to		
06/08/22	7.00 am to 12.00 pm	Yoga




I/C Principal
Bharati Vidyapeeth's
College of Fine Arts
Pune-Satara Road, Pune-43.

**Thermocol craving (Module details)
2022-23**

**Bharati Vidyapeeth's College of Fine Arts
Add on / Certificate Programs [Total hours 30]
Subject: Thermocol Cutting workshop**

- Thermocol net cutting workshop for six days daily five hours syllabus

Day 1:

a. History of Thermocol Net Cutting

Day 2:

- a. Introduction to Thermocol Net Cutting
- b. Types of Thermocol Net Cutting
- c. Tools and Materials Required
- d. Safety Measures

Day 3:

- a. Brainstorming Ideas and Concepts
- b. Sketching and Drawing the Design

Day 4:

- a. Cleaning and Preparing the Thermocol Sheet for Use
- b. Cutting and Shaping the Thermocol Sheet to Fit the Design

Day 5:

- a. Identifying Target Markets for Sales or Commissions

Day 6:

- a. Record Keeping, Budgeting, and Profit Planning of Studios that Produce Both Handmade and Commercial Masks


Principal
Bharati Vidyapeeth's
College of Fine Arts
Pune-Satara Road, Pune-43.



Bharati Vidyapeeth's College of Fine Arts
Add on / Certificate Programs [Total hours 30]
Subject: Thermocol Cutting workshop

- Thermocol cutting workshop, six days daily, five hours, making of a net

Day 1:

Basic principles of Thermocol cutting: This includes understanding the different types of lasers and plasmas used for cutting, as well as the safety measures required when working with these machines.

Day 2:

How to prepare the metal sheets for cutting: This involves cleaning the sheets, marking the desired shapes and patterns, and ensuring that they are properly positioned on the cutting table.

Day 3:

How to operate the Thermocol cutting machine: Participants will learn how to load the metal sheets onto the machine, set up the cutting parameters, and start the cutting process.

Day 4:

How to post-process the cut metal sheets: This includes techniques for removing any burrs or rough edges, as well as folding and shaping the net into its final form.

Day 5:

How to troubleshoot common issues with Thermocol cutting: Participants will learn how to identify and resolve problems such as misaligned cuts, overheating, or poor quality cuts.

Day 6:

By the end of the workshop, participants will have gained a comprehensive understanding of Thermocol cutting techniques and be able to apply this knowledge to create their own nets using this technology.


Principal
Bharati Vidyapeeth's
College of Fine Arts
Pune-Satara Road, Pune-43.



Bharati Vidyapeeth's College of Fine Arts
Add on / Certificate Programs [Total hours 30]
Subject: Thermocol Cutting workshop

- **Thermocol cutting learning outcomes for six days daily five hours**

Day 1:

Understanding of Thermocol cutting principles: Participants will have a thorough understanding of the different types of lasers and plasmas used for cutting, as well as the safety measures required when working with these machines.

Day 2:

Preparation of metal sheets for cutting:

Participants will be able to prepare metal sheets for cutting by cleaning them, marking the desired shapes and patterns, and ensuring that they are properly positioned on the cutting table.

Day 3:

Operation of Thermocol cutting machines:

Participants will be proficient in loading metal sheets onto the machine, setting up the cutting parameters, and starting the cutting process.

Day 4:

Post-processing techniques:

Participants will be able to remove burrs or rough edges from cut metal sheets, as well as fold and shape them into their final form.

Day 5:

Troubleshooting common issues:

Participants will be able to identify and resolve problems such as misaligned cuts, overheating, or poor quality cuts.

Day 6:

Net making using Thermacool cutting techniques:

Participants will be able to apply their knowledge to create their own nets using Thermacool cutting technology.


Principal
Bharati Vidyapeeth's
College of Fine Arts
Pune-Satara Road, Pune-43.



Bharati Vidyapeeth's College of Fine Arts
Add on / Certificate Programs [Total hours 30]
Subject: Thermocol Cutting workshop

- **Thermacool cutting course outcomes for six days daily five hours**

Day 1:

Thorough understanding of Thermacool cutting principles:

Participants will have a comprehensive knowledge of the different types of lasers and plasmas used for cutting, as well as the safety measures required when working with these machines.

Day 2:

Proficiency in preparing metal sheets for cutting:

Participants will be able to prepare metal sheets for cutting by cleaning them, marking the desired shapes and patterns, and ensuring that they are properly positioned on the cutting table.

Day 3:

Expertise in operating Thermacool cutting machines:

Participants will be proficient in loading metal sheets onto the machine, setting up the cutting parameters, and starting the cutting process.

Day 4:

Mastery of post-processing techniques:

Participants will be able to remove burrs or rough edges from cut metal sheets, as well as fold and shape them into their final form.

Day 5:

Ability to troubleshoot common issues:

Participants will be able to identify and resolve problems such as misaligned cuts, overheating, or poor quality cuts.


Day 6:

Skills in net making using Thermacool cutting techniques:

Participants will be able to apply their knowledge to create their own nets using Thermacool cutting technology.

Confidence in working with Thermacool cutting machines:

Participants will have gained practical experience in using these machines and feel comfortable working with them independently.


Principal
Bharati Vidyapeeth's
College of Fine Arts
Pune-Satara Road, Pune-43.



Bharati Vidyapeeth's College of Fine Arts
Add on / Certificate Programs [Total hours 30]
Subject: Thermacool workshop

- **Thermacool cutting learning outcomes for six days daily five hours**

Day 1:

Comprehensive understanding of Thermacool cutting principles:

Participants will have a thorough knowledge of the different types of lasers and plasmas used for cutting, as well as the safety measures required when working with these machines.

Day 2:

Proficiency in preparing metal sheets for cutting:

Participants will be able to prepare metal sheets for cutting by cleaning them, marking the desired shapes and patterns, and ensuring that they are properly positioned on the cutting table.

Day 3:

Expertise in operating Thermacool cutting machines:

Participants will be proficient in loading metal sheets onto the machine, setting up the cutting parameters, and starting the cutting process.

Day 4:

Mastery of post-processing techniques:

Participants will be able to remove burrs or rough edges from cut metal sheets, as well as fold and shape them into their final form.

Day 5:

Ability to troubleshoot common issues:

Participants will be able to identify and resolve problems such as misaligned cuts, overheating, or poor quality cuts.

Day 6:

Skills in net making using Thermacool cutting techniques:

Participants will be able to apply their knowledge to create their own nets using Thermacool cutting technology.

Confidence in working with Thermacool cutting machines:

Participants will have gained practical experience in using these machines and feel comfortable working with them independently.


Principal
Bharati Vidyapeeth's
College of Fine Arts
Pune-Satara Road, Pune-43.







Poster

The poster features the college's logo at the top left, which includes a book and a lamp. To the right of the logo, the text reads: "Bharati Vidyapeeth's College of Fine Arts, Pune Satara Road, Katraj, Pune-411043." The main title, "THERMACOOL CARVING CERTIFICATE COURSE", is centered in a bold, serif font. Below the title is a photograph of intricate white stone carvings on a wall. The text "on" is centered below the image. A black box contains the dates "Date: 04-09-2022 - 09-09-2022". Another black box below it contains the venue: "Venue: Bharati Vidyapeeth's College of Fine Arts, Pune." To the right of these boxes is a purple circular stamp and a handwritten signature in blue ink that says "For Notice Board". The bottom section of the poster is a dark brown bar with white text providing contact information: "Pune Satara Road, Katraj, Pune-411043. 020 24371933", "cofa@bharativedyapeeth.edu, bharaticofa@gmail.com", and "cofa.bharativedyapeeth.edu".



**Yoga (Module details)
2022-23**

**Bharati Vidyapeeth's College of Fine Arts
Add on / Certificate Programs [Total hours 30]
Subject: Yoga**

Basic yoga workshop for six days daily five hours syllabus

- **Day 1: Introduction to Yoga**
 - Understanding the history and philosophy of yoga
 - Introduction to breathing techniques (pranayama)
 - Basic yoga postures (asanas) for beginners
 - Introduction to meditation and mindfulness

- **Day 2: Foundational Yoga Postures**
 - Learning basic standing postures (tadasana, virabhadrasana, and utkatasana)
 - Introduction to balancing postures (vrikshasana and eka pada koundinyasana)
 - Understanding the importance of alignment in yoga postures

- **Day 3: Yoga for Flexibility and Strength**
 - Learning forward bends (uttanasana and paschimottanasana) and backbends (bhujangasana and dhanurasana) for flexibility
 - Introduction to arm balances (bakasana and chaturanga dandasana) for strength building
 - Understanding the importance of core strength in yoga practice

- **Day 4: Restorative Yoga and Relaxation Techniques**
 - Learning restorative yoga postures (supta baddha konasana, viparita karani, and balasana) for relaxation and stress relief
 - Introduction to guided meditation techniques for deep relaxation
 - Understanding the importance of self-care in yoga practice

- **Day 5: Yoga for Stress Management and Mental Health**
 - Learning yoga postures for stress relief (salamba sarvangasana, setu bandhasana, and savasana)
 - Introduction to yogic breathing techniques (nadi shodhana pranayama and kapalabhati pranayama) for stress management
 - Understanding the importance of mental health in yoga practice

- **Day 6: Yoga for Beginners**
 - Final Session and Certification Ceremony
 - Review of all the learned concepts in the workshop
 - Certification ceremony for successful completion of the workshop.


Principal
Bharati Vidyapeeth's
College of Fine Arts
Pune-Satara Road, Pune-43.



Bharati Vidyapeeth's College of Fine Arts
Add on / Certificate Programs [Total hours 30]
Subject: Yoga

Basic yoga workshop, learning outcomes for six days daily five hours

Day 1:

- Understand the history and philosophy of yoga
- Practice basic breathing techniques (pranayama)

Day 2:

- Perform a variety of basic yoga postures (asanas) for beginners
- Incorporate meditation and mindfulness practices into their routine

Day 3:

- Understand the importance of alignment in yoga postures
- Learn foundational standing postures (tadasana, virabhadrasana, and utkatasana) and balancing postures (vrikshasana and eka pada koundinyasana)
- Understand the importance of flexibility in yoga practice through forward bends (uttanasana and paschimottanasana) and backbends (bhujangasana and dhanurasana)

Day 4:

- Learn arm balances (bakasana and chaturanga dandasana) for strength building
- Understand the importance of relaxation and stress relief through restorative yoga postures (supta baddha konasana, viparita karani, and balasana)
- Learn guided meditation techniques for deep relaxation

Day 5:

- Understand the importance of self-care in yoga practice
- Learn yoga postures for stress relief (salamba sarvangasana, setu bandhasana, and savasana)
- Understand yogic breathing techniques (nadi shodhana pranayama and kapalabhati pranayama) for stress management

Day 6:

- Understand the importance of mental health in yoga practice
- Receive a certification upon successful completion of the workshop.
- Certification upon successful completion of the workshop.


Principal
Bharati Vidyapeeth's
College of Fine Arts
Pune-Satara Road, Pune-43.



Bharati Vidyapeeth's College of Fine Arts
Add on / Certificate Programs [Total hours 30]
Subject: Yoga

Basic yoga workshop for six days daily five hours course outcomes

- **Day 1:**
 - Understand the history and philosophy of yoga
 - Practice basic breathing techniques (pranayama)

- **Day 2:**
 - Perform a variety of basic yoga postures (asanas) for beginners
 - Incorporate meditation and mindfulness practices into their routine

- **Day 3:**
 - Understand the importance of alignment in yoga postures
 - Learn foundational standing postures (tadasana, virabhadrasana, and utkatasana) and balancing postures (vrikshasana and eka pada koundinyasana)
 - Understand the importance of flexibility in yoga practice through forward bends (uttanasana and paschimottanasana) and backbends (bhujangasana and dhanurasana)

- **Day 4:**
 - Learn arm balances (bakasana and chaturanga dandasana) for strength building
 - Understand the importance of relaxation and stress relief through restorative yoga postures (supta baddha konasana, viparita karani, and balasana)
 - Learn guided meditation techniques for deep relaxation

- **Day 5:**
 - Understand the importance of self-care in yoga practice
 - Learn yoga postures for stress relief (salamba sarvangasana, setu bandhasana, and savasana)
 - Understand yogic breathing techniques (nadi shodhana pranayama and kapalabhati pranayama) for stress management

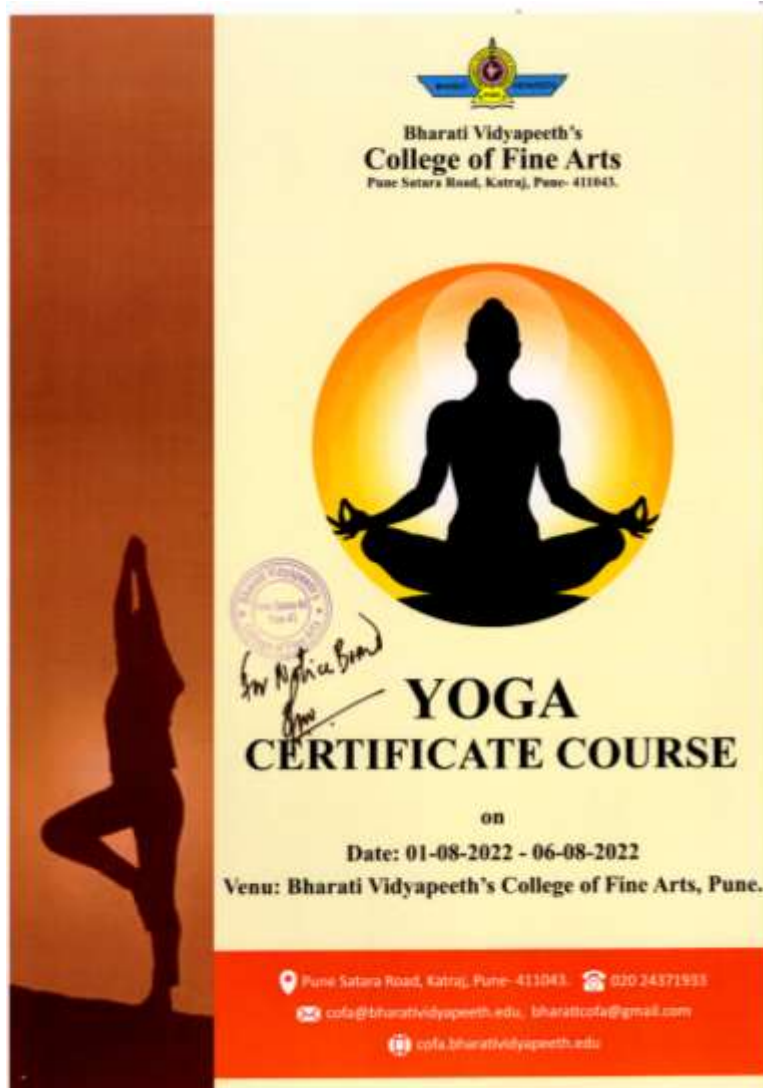
- **Day 6:**
 - Understand the importance of mental health in yoga practice
 - Receive a certification upon successful completion of the workshop.


Principal
Bharati Vidyapeeth's
College of Fine Arts
Pune-Satara Road, Pune-43.





Poster



Bharati Vidyapeeth's
College of Fine Arts
Bharati Vidyapeeth Campus, Pune-Satara Road, Katraj, Pune 43.

Class Notice

DEPARTMENT: BFA Applied Art


DATE: 18/01/2021

This is to inform all students this year we will be having an Add on /Certificate programs. These programs designed to complement your current academic pursuits and enhance your skill. This program offers an excellent opportunity for you to expand your knowledge. The program scheduled as bellows;

Program Schedule

Date	Time	Subject
01/02/21 to 06/02/21	10.00am to 12.30 pm	Display Design
06/09/21 to 11/09/21	10.00am to 12.30 pm	Ball Clay




I/O Principal
Bharati Vidyapeeth's
College of Fine Arts
Pune-Satara Road, Pune-43.

Display Design (Module details) 2021-22

Bharati Vidyapeeth's College of Fine Arts
Add on / Certificate Programs [Total hours 30]
Subject: Display Designing for Stage

Syllabus for a six-day workshop on stage designing, with daily five-hour sessions:

Day 1: Introduction to Stage Designing

- Understanding the role of stage design in theatre productions
- Learning about different types of stage designs (realistic, abstract, minimalist)
- Introduction to design software and tools
- Understanding the basics of lighting design and how it affects the stage

Day 2: Concept Development and Research

- Learning how to develop a concept for a production through research and brainstorming
- Understanding how to incorporate themes, moods, and emotions into the design
- Learning how to present ideas to directors and other members of the production team
- Introduction to sketching techniques for communicating design ideas

Day 3: Set Design and Construction

- Learning how to create detailed set designs using software or traditional methods
- Understanding how to work with carpenters, painters, and other construction crew members
- Learning how to create sets that are functional, safe, and aesthetically pleasing
- Introduction to materials and techniques for building sets

Day 4: Costume Design and Construction

- Learning how to create costumes that fit the concept and characters of the production
- Understanding how to work with costume designers and seamstresses
- Learning how to create costumes that are comfortable, functional, and visually appealing
- Introduction to materials and techniques for creating costumes

Day 5: Props Design and Construction

- Learning how to create props that enhance the production's storytelling and atmosphere
- Understanding how to work with prop designers and builders
- Learning how to create props that are safe, functional, and visually appealing
- Introduction to materials and techniques for creating props

Day 6: Final Project Presentation and Critique Session

- Participants will present their final designs for a production, including set design, costume design, lighting design, and prop design.
- The presentation will be followed by a critique session where participants will receive feedback from the instructor and other members of the production team.
- Participants will also learn how to present their designs effectively to directors and other stakeholders.


Principal
Bharati Vidyapeeth's
College of Fine Arts
Pune-Satara Road, Pune-43.



Bharati Vidyapeeth's College of Fine Arts
Add on / Certificate Programs [Total hours 30]
Subject: Display Designing for Stage

Stage designing six days daily five hours learning outcomes

• **Day 1:**

Learning Outcome: Understanding the basic principles of stage design

- Introduction to stage design and its importance in theatre productions
- Discussion on the elements of stage design, including set design, lighting, sound, and props
- Analysis of different styles of stage design, such as realism, expressionism, and minimalism
- Introduction to software tools for creating digital stage designs, such as SketchUp and Vectorworks

• **Day 2:**

Learning Outcome: Creating a concept for the stage design

- Brainstorming ideas for the theme and mood of the production
- Research on historical and cultural references to inspire the design
- Creation of a mood board with images and ideas that reflect the desired style and tone
- Development of a storyboard or floor plan to illustrate the layout and placement of set pieces and actors

• **Day 3:**

Learning Outcome: Sketching and rendering the stage design

- Practice in sketching and rendering set designs using traditional methods or digital tools
- Development of detailed sketches or renderings that showcase the set's textures, colors, and dimensions
- Creation of a scale model using materials such as cardboard, foam board, or clay to bring the design to life in three dimensions


Principal
Bharati Vidyapeeth's
College of Fine Arts
Pune-Satara Road, Pune-43.



Bharati Vidyapeeth's College of Fine Arts
Add on / Certificate Programs [Total hours 30]
Subject: Display Designing for Stage

- **Day 4:**

Learning Outcome: Collaborating with other designers and directors to refine the stage design

- Communication with other designers, such as costume designers and lighting designers, to ensure cohesion between all aspects of the production's visual style
- Collaboration with the director to ensure that the set design supports the story's narrative arc and enhances the actors' performances
- Presentation of the design concept to stakeholders, such as producers or investors, for approval and feedback

- **Day 5:**

Learning Outcome: Preparing for technical rehearsals and opening night


- Creation of a detailed technical rider that outlines all necessary equipment and resources required for the production's technical aspects, such as lighting, sound, and set construction materials.

- **Day 6:**

- Collaboration with technicians and crew members to ensure that all elements of the production are executed flawlessly during technical rehearsals and opening night.
- Final touches on the set design, such as adding finishing details or making last-minute adjustments based on feedback from rehearsals.


Principal
Bharati Vidyapeeth's
College of Fine Arts
Pune-Satara Road, Pune-43.





Bharati Vidyapeeth's College of Fine Arts

Add on / Certificate Programs [Total hours 30]

Subject: Ball Clay Technique and model making [Shadu Clay]

How to handle a ball clay and basic techniques syllabus for six day daily five hours

• **Day 1:**

Learning Outcome: Introduction to ball clay and its properties

- Explanation of what ball clay is and its uses in pottery and ceramics
- Discussion on the characteristics of ball clay, including its plasticity, workability, and firing properties
- Demonstration of how to properly handle and prepare ball clay for use in pottery projects
- Introduction to basic tools and techniques for working with ball clay, such as wedging, rolling, and shaping

• **Day 2:**

Learning Outcome: Wedging ball clay for optimal results

- Demonstration of how to properly wedge ball clay to achieve the right consistency for your project
- Discussion on the importance of wedging and how it affects the clay's plasticity, texture, and firing behavior
- Practice sessions where students can wedge their own ball clay and observe the differences in texture and consistency
- Introduction to different types of wedging tools, such as a wedging tool or a pottery bat

• **Day 3:**

Learning Outcome: Rolling out ball clay for thin walls and intricate designs

- Demonstration of how to roll out ball clay using a rolling pin or a clay roller for thin walls or intricate designs
- Discussion on the importance of rolling out the clay evenly and consistently to avoid warping or cracking during drying or firing processes
- Practice sessions where students can roll out their own ball clay and observe the differences in thickness and texture
- Introduction to different types of rolling tools, such as a rolling pin or a clay roller with adjustable thickness settings





Bharati Vidyapeeth's
College of Fine Arts
Pune Satara Road, Katraj, Pune- 411043.

BALL CLAY CERTIFICATE COURSE



on

Date: 06-09-2021 - 11-09-2021

at Bharati Vidyapeeth's College of Fine Arts, Pune.



for Non-Resident

Pune Satara Road, Katraj, Pune- 411043. ☎ 020 24371933

✉ cofa@bharativedyapeeth.edu, bharaticofa@gmail.com

🌐 cofa.bharativedyapeeth.edu



**Bharati Vidyapeeth's
College of Fine Arts**

Bharati Vidyapeeth Campus, Pune-Satara Road, Katraj, Pune 43.
2019 - 2020

20/05/2020

To,
Assi. Prof. Mangesh Madan Tambe,
BV's College of Fine Arts,
Pune Satara Road, Pune, 43.

Subject: Appointment as Course Coordinator for Online Course on EdX Platform.

Dear Sir,

I trust this letter finds you in good health. In response to the ongoing challenges posed by the COVID-19 pandemic, we are excited to offer online course through EdX to students in the institute. The EdX platform hosts courses from renowned institutions worldwide. Due to the current situation with COVID-19, we have transitioned to online teaching to ensure the safety and well-being of our students and faculty.

This is to inform you that you have been appointed as Course Coordinator for online courses on the EdX platform. As Course Coordinator, your responsibilities will encompass guiding students, facilitating communication between faculty and learners, and ensuring a smooth online learning experience. We have full confidence in your ability to inspire and support our students as they navigate this exciting educational journey.

We eagerly anticipate the positive influence you will have on our educational initiatives.

Best regards,


Principal
Bharati Vidyapeeth's
College of Fine Arts
Pune-Satara Road, Pune-43.



Bharati Vidyapeeth's College of Fine Arts

Bharati Vidyapeeth Campus, Pune-Satara Road, Katraj, Pune 43.
2019 - 2020

Notice

21/05/2020

Subject: Online Course Registration on EdX Platform

Dear Students,

In response to the ongoing challenges posed by the COVID-19 pandemic, we are excited to offer you the opportunity to enroll in an online course through EdX, a platform that hosts courses from renowned institutions worldwide.

Due to the current situation with COVID-19, we have transitioned to online teaching to ensure the safety and well-being of our students and faculty.

We are pleased to announce that Prof. Mangesh Tambe has been appointed as the coordinator for this online course. Should you have any queries or require assistance throughout the course, Prof. Tambe will be your point of contact.

Steps to Register:

Register yourself on the link given on your class group.

Visit the EdX platform.

Select your desired course.

Follow the login instructions given to you by the Co-ordinator.

We encourage all students to take advantage of this opportunity to continue your education in a safe and convenient manner.

Thank you for your understanding and cooperation during these challenging times.

Best regards,



Principal
Bharati Vidyapeeth's
College of Fine Arts
Pune-Satara Road, Pune-43.



Fw: New edX course assignment

mmtambe <mangesh.tambe-cofapune@bvp.edu.in>

Thu 18-06-2020 10:48 AM

To:MANGESH TAMBE <mangesh.tambe@bharativedyapeeth.edu>

From: customersuccess@edx.org <customersuccess@edx.org>

Sent: Thursday, May 21, 2020 6:50 PM

To: mmtambe <mangesh.tambe-cofapune@bvp.edu.in>

Subject: New edX course assignment

Bharati Vidyapeeth, has provided you with an access code to take a course at edX. Access Code is valid up to 30th June 2020 only.

You may redeem this code for 1 course(s).

edX Login: mangesh.tambe-cofapune@bvp.edu.in

Access Code: VWS6EK3DVRJLMWTE

Expiration Date: 01 July, 2020

You can insert the access code at checkout under "coupon code" for applicable courses.

For any questions, please reach out to your Learning Manager.

If you believe this has been sent to you in error, please click

<<https://link.edx.org/oc/5ec680136cb661260445aba75ec680130af18a618274afea/7cad850f>> to safely unsubscribe.

Disclaimer : Bvp.edu.in domain is strictly accessed ,used by students. Our university accepts no liability for the content of this email, or for the consequences of any actions taken on the basis of the information provided, unless that information is subsequently confirmed in writing. If you are not the intended recipient you are notified that disclosing, copying, distributing or taking any action in reliance on the contents of this information is strictly prohibited.

Disclaimer : Bvp.edu.in domain is strictly accessed ,used by students. Our university accepts no liability for the content of this email, or for the consequences of any actions taken on the basis of the information provided, unless that information is subsequently confirmed in writing. If you are not the intended recipient you are notified that disclosing, copying, distributing or taking any action in reliance on the contents of this information is strictly prohibited. Disclaimer :-

<http://mail.bharativedyapeeth.edu/disclaimer.html>




Principal
Bharati Vidyapeeth's
College of Fine Arts
Pune-Satara Road, Pune-43.

Fw: AICTE-edX Webinar: Introducing Online Campus Essentials Confirmation

College OF Fine Arts <cofa@bharativedyapeeth.edu>

Wed 09-12-2020 10:01 AM


To: MANGESH TAMBE <mangesh.tambe@bharativedyapeeth.edu>; pallavimeshram0203@gmail.com
<pallavimeshram0203@gmail.com>

From: Susan Sherwin <no-reply@zoom.us>

Sent: Wednesday, December 9, 2020 7:34 AM

To: College OF Fine Arts <cofa@bharativedyapeeth.edu>

Subject: AICTE-edX Webinar: Introducing Online Campus Essentials Confirmation



Hi Mangesh Tambe,

Thank you for registering for "AICTE-edX Webinar: Introducing Online Campus Essentials".

[Note: Webinar is scheduled for 2 PM IST; original time was 4 PM IST]

Please submit any questions to: ssherwin@edx.org

Date Time: Dec 9, 2020 02:00 PM India

Join from a PC, Mac, iPad, iPhone or Android device:

[Click Here to Join](#)

Note: This link should not be shared with others; it is unique to you.

[Add to Calendar](#) [Add to Google Calendar](#) [Add to Yahoo Calendar](#)

Description: Exclusive webinar for AICTE-accredited institutions.

Learn more about edX Online Campus Essentials. This FREE solution is designed to help any university move quickly with the essentials to meet the immediate needs of students and faculty.

Or iPhone one-tap :

US: +13126266799,,89570684717# or +16465588656,,89570684717#

Or Telephone:

Dial(for higher quality, dial a number based on your current location):


US: +1 312 626 6799 or +1 646 558 8656 or +1 301 715 8592 or +1 346 248 7799 or +1 669 900

9128 or +1 253 215 8782

Webinar ID: 895 7068 4717

International numbers available: <https://edx-org.zoom.us/j/kESxo54W8>




Principal
Bharati Vidyapeeth's
College of Fine Arts
Pune-Satara Road, Pune-43.

Webinar Speakers



Professor Anil Sahasrabudhe

Professor of Mechanical Engineering at Indian Institute of Technology (IIT) and Chairman of All India Council for Technical Education (AICTE)



Amit Goyal

Head of India and S.E. Asia, edX agoyal@edx.org

Disclaimer :- <http://mail.bharativedyapeeth.edu/disclaimer.html>

Disclaimer :- <http://mail.bharativedyapeeth.edu/disclaimer.html>





Principal
Bharati Vidyapeeth's
College of Fine Arts
Pune-Satara Road, Pune-43.

Action Required: Activate your edX account

edX <no-reply@registration.edx.org>

Sun 27-12-2020 11:01 AM

To: MANGESH TAMBE <mangesh.tambe@bharativedyapeeth.edu>



[Sign In](#)

Account Activation

You're almost there! Use the link below to activate your account to access engaging, high-quality edX courses. Note that you will not be able to log back into your account until you have activated it.

[Activate Your Account](#)

Enjoy learning with edX.

If you need help, please use our web form at <https://support.edx.org/hc/en-us/articles/227340127-Why-haven-t-I-received-my-activation-email-> or email info@edx.org.

This email message was automatically sent by <https://courses.edx.org> because someone attempted to create an account on edX using this email address.




© 2020 edX, All rights reserved.

Our mailing address is:
141 Portland St. Cambridge, MA 02139

Disclaimer :- <http://mail.bharativedyapeeth.edu/disclaimer.html>




Principal
Bharati Vidyapeeth's
College of Fine Arts
Pune-Satara Road, Pune-43.

Bharati Vidyapeeth's
College of Fine Arts

Bharati Vidyapeeth Campus, Pune-Satara Road, Katraj, Pune 43.

Class Notice

DEPARTMENT: BFA Applied Art


DATE: 23/01/2019

This is to inform all students this year we will be having an Add on /Certificate programs.
These programs designed to complement your current academic pursuits and enhance your skill.
This program offers an excellent opportunity for you to expand your knowledge.
The program scheduled as bellows:

Program Schedule

Date	Time	Subject
04/02/19 to 09/02/19	10.00am to 12.30 pm	Typography
02/09/19 to 07/09/19	10.00am to 12.30 pm	Mask Making




I/C Principal
Bharati Vidyapeeth's
College of Fine Arts
Pune-Satara Road, Pune-43.

Bharati Vidyapeeth's College of Fine Arts
Add on / Certificate Programs [Total hours 30]
Subject: Typography

- **Basic typography syllabus for six days daily five hours**

Day 1: Introduction to Typography

- Understanding the history of typography
- Introduction to type anatomy and terminology
- Understanding the difference between serif, sans-serif, and script fonts
- Basic typography principles, such as hierarchy, contrast, and alignment

Day 2: Type Selection and Pairing

- Understanding the importance of type selection based on the message and audience
- How to pair different typefaces for a harmonious design
- Understanding the difference between display and text fonts
- How to choose the right typeface for different design projects

Day 3: Type Layout and Composition

- Understanding the importance of white space in typography design
- How to create a balanced layout using typography
- Understanding the principles of grid systems and how to use them effectively in typography design
- How to create a hierarchy of information using typography

Day 4: Type Effects and Techniques

- Understanding the different effects that can be achieved using typography, such as drop shadows, outlines, and gradients
- How to use typography to create visual interest and emphasis in design projects
- Understanding the importance of kerning and tracking in typography design
- How to create custom typography using vector software like Adobe Illustrator or Inkscape

Day 5: Type for Branding and Marketing

- Understanding the importance of typography in branding and marketing design projects
- How to choose the right typeface for branding and marketing materials based on the brand personality and message

Day 6: Understanding how to use typography in marketing materials, such as brochures, flyers, posters, and websites.

- How to create a consistent typography style across all branding materials, such as business cards, letterheads, packaging, and signage



Bharati Vidyapeeth's College of Fine Arts
Add on / Certificate Programs [Total hours 30]
Subject: Typography

- **Basic typography workshop for six days daily five hours course outcomes**

Day 1:

- Understand the history and evolution of typography
- Identify different typeface styles, such as serif, sans-serif, and script fonts

Day 2:

- Understand the principles of typography design, such as hierarchy, contrast, and alignment
- Choose the right typeface for different design projects based on the message and audience

Day 3:

- Pair different typefaces effectively for a harmonious design
- Create a balanced layout using typography and white space

Day 4:

- Use grid systems effectively in typography design
- Create a hierarchy of information using typography
- Understand the different effects that can be achieved using typography, such as drop shadows, outlines, and gradients

Day 5:

- Create custom typography using vector software like Adobe Illustrator or Inkscape
- Understand the importance of typography in branding and marketing design projects
- Choose the right typeface for branding and marketing materials based on the brand personality and message

Day 6:

- Create a consistent typography style across all branding materials
- Understand how to use typography in marketing materials, such as brochures, flyers, posters, and websites.

Bharati Vidyapeeth's College of Fine Arts
Add on / Certificate Programs [Total hours 30]
Subject: Typography

- **Basic typography workshop for six days daily five hours learning outcomes**

Day 1:

- Understanding of the history and evolution of typography
- Familiarity with different typeface styles and their uses

Day 2:

- Knowledge of typography design principles, such as hierarchy, contrast, and alignment
- Ability to choose the right typeface for different design projects based on message and audience

Day 3:

- Skill in pairing different typefaces effectively for a harmonious design
- Understanding of how to create a balanced layout using typography and white space
- Familiarity with grid systems and how to use them effectively in typography design

Day 4:

- Ability to create a hierarchy of information using typography
- Knowledge of the different effects that can be achieved using typography, such as drop shadows, outlines, and gradients

Day 5:

- Skill in creating custom typography using vector software like Adobe Illustrator or Inkscape
- Understanding of the importance of typography in branding and marketing design projects


Day 6:

- Ability to choose the right typeface for branding and marketing materials based on brand personality and message
- Skill in creating a consistent typography style across all branding materials





2019-20 – Mask making

 Bharati Vidyapeeth's
College of Fine Arts
Pune Satara Road, Katraj, Pune- 411043.

**TYPOGRAPHY
CERTIFICATE COURSE** on

Date: 04-02-2019 - 09-02-2019

Venu: Bharati Vidyapeeth's College of Fine Arts, Pune.

Pune Satara Road, Katraj, Pune- 411043. ☎ 020 24371933

✉ cofa@bharativedyapeeth.edu, bharaticofa@gmail.com 🌐 cofa.bharativedyapeeth.edu



Bharati Vidyapeeth's College of Fine Arts
Add on / Certificate Programs [Total hours 30]
Subject: Waste can Mask making workshop

- **Create a mask from Waste cans six days workshop, daily five hours syllabus**
- **Day 1: Introduction to Mask Making**
 - a. History of Mask Making
 - b. Types of Masks
 - c. Tools and Materials Required
 - d. Safety Measures
- **Day 2: Designing the Mask**
 - a. Brainstorming Ideas and Concepts
 - b. Sketching and Drawing the Design
- **Day 3: Preparing the Waste Can**
 - a. Cleaning and Preparing the Can for Use
 - b. Cutting and Shaping the Can to Fit the Design
- **Day 4: Creating the Base**
 - a. Attaching Cardboard or Foam to the Can as a Base for the Mask
 - b. Adding Details and Texture to the Base Using Paper Mache or Clay
- **Day 5: Adding Features**
 - a. Creating Eyes, Nose, Mouth, and Other Facial Features Using Paper Mache or Clay
 - b. Adding Details and Texture to Each Feature Using Paint or Other Materials
- **Day 6: Finishing Touches**
 - a. Painting and Decorating the Mask to Bring it to Life
 - b. Adding Final Details and Texture as Needed


Bharati Vidyapeeth's College of Fine Arts
Add on / Certificate Programs [Total hours 30]
Subject: Waste can Mask making workshop


- **Mask making from waste cans daily five hours for six days learning outcomes**
- **Day 1: Introduction to Mask Making**
 - a. History of Mask Making
 - b. Types of Masks
 - c. Tools and Materials Required
 - d. Safety Measures
- **Day 2: Designing the Mask**
 - a. Brainstorming Ideas and Concepts
 - b. Sketching and Drawing the Design
- **Day 3: Preparing the Waste Can**
 - a. Cleaning and Preparing the Can for Use
 - b. Cutting and Shaping the Can to Fit the Design
- **Day 4: Creating the Base**
 - a. Attaching Cardboard or Foam to the Can as a Base for the Mask
 - b. Adding Details and Texture to the Base Using Paper Mache or Clay
- **Day 5: Adding Features**
 - a. Creating Eyes, Nose, Mouth, and Other Facial Features Using Paper Mache or Clay
 - b. Adding Details and Texture to Each Feature Using Paint or Other Materials
- **Day 6: Finishing Touches**
 - a. Painting and Decorating the Mask to Bring it to Life
 - b. Adding Final Details and Texture as Needed











Bharati Vidyapeeth's
College of Fine Arts
 Pune Satara Road, Katraj, Pune- 411043.

MASK MEAKING CERTIFICAT COURSE

on





Date: 02-09-2019 - 07-09-2019

Venu: Bharati Vidyapeeth's College of Fine Arts, Pune.



for Notice board

[Signature]

 Pune Satara Road, Katraj, Pune- 411043.  020 24371933
 cofa@bharativedyapeeth.edu, bharaticofa@gmail.com  cofa.bharativedyapeeth.edu



Bharati Vidyapeeth
College of Fine Arts
Pune Satara Road, Pune 43

Notice

Department : BFA Applied Art

Date: 18/03/2019

Subject: Announcement: Short-Term Certificate Courses Available

Dear Students,

We are excited to announce that this year we will be offering short-term certificate programs designed to complement your current academic pursuits and enhance your skills. These programs present an excellent opportunity for you to expand your knowledge and expertise.

We encourage you to take advantage of these courses to further enrich your educational experience. Stay tuned for further details on registration and course offerings.

Please find the program schedule below:

Months	Duration	Subject
April to July	4 Months	Drawing & Painting
April to July	4 Months	Sculpture & Mural




I/O Principal
Bharati Vidyapeeth's
College of Fine Arts
Pune-Satara Road, Pune-43.

Bharati Vidyapeeth's
COLLEGE OF FINE ARTS
Pune Satara Road, Dhankawadi, Pune – 43.

Date: 2-05-2017

To,
The Hon. Secretary,
Bharati Vidyapeeth,
Lal Bahadur Shastri Marg,
Pune – 30.

Subject: Permission to commence short term Certificate Courses

Respected Sir,

Bharati Vidyapeeth College of Fine Arts has been performing consistently since its inception. This is evident in the Institute being ranked in top 10 colleges for five consecutive years.

The institute has also been contributing substantially in the field of Art and art education since 1996.

In our endeavor to serve the society and take art to all levels in society, we realize that there is a need to connect with the society at large especially home makers and children/young professionals from various fields so as to popularize art we are planning to start certificate courses in the institute.

We propose to start short term certificate courses in the institute.
A detailed proposal is attached herewith for your perusal and permission.

Hoping you will grant permission for the same.

Thanking you in anticipation.

Sincerely Yours,




Principal
Bharati Vidyapeeth's
College of Fine Arts
Pune-Satara Road, Pune-43.

Short Term Certificate Courses

Objectives:

Art is an integral part of every individual's life. In some form or other we all come across various art forms in our day to day life. Art enriches lives thus have a standing in society considering this it is important that we at BV's COFA have the responsibility of reaching out to people and providing them the opportunity to get introduced/learn art at the basic level thus the need of short.

This venture (certificate courses) will provide us a three-fold advantage.

1. Will provide an opportunity to many people who are interested in art but cannot take up full-time course.
2. Some of these students may be diverted to degree/ diploma programs thus increasing admissions.
3. It will be an additional source of income to the Institute as there will be no extra investment. The infrastructure can be utilized in afternoon and on weekends.

Project Deliverables and Beneficiaries:

- The intention is to increase the awareness towards art in the society.
- Proper Guidance for people who are interested in Art.
- To create a better career opportunities in art.
- For people from IT or related fields, Art can be a medium for spending quality time and relax time.
- Target: School/College going students / married women / retired people / Art lovers etc.
- Institute will have additional financial support.

Course Title & short Details

Sr. No.	Certificate Course	Duration	Intake /Batch	Expected Students from	Fees
1	Computer Graphics and designing	80Hrs / 2 Months	20	Students from Fine Art Field / Other fields etc.	15,000/-
2	Drawing & Painting	64 Hrs / 4 Months	10	School-College going students / married women / retired people / Art lovers / IT Professionals etc.	10,000/-
3	Ceramics & Pottery	64 Hrs/ 4 Months	10		15,000/-
4	Sculpture & Mural	64 Hrs/ 4 Months	10		15,000/-
5	Exam Preparation Course for Entrance CET / Elementary Intermediate Grade Exam	72 Hrs/ 3 Months	10	Students planning for specific entrance	6,000/-



[Signature]
Principal
Bharati Vidyapeeth's
College of Fine Arts
Pune-Satara Road, Pune-43

Special provisions:

- 1) Permission of granting certificate of completion of the course by the name of Bharati Vidyapeeth's College of Fine Arts.
- 2) Permission to use the existing Infrastructure after College timing.

Course Expenses:

- 1) Existing infrastructure will be used for conducting this course.
- 2) Expenses for advertising courses can be taken for BVCOFA at initial stage after with the expenses will be taken from the fees.

Course faculty:

- 1) External faculty/teaching staff from the Institute will be appointed as faculty to conduct the said course. However, if some teachers are available from college, preference will be given to them as faculty.
- 2) Principal will be the Chief Co-ordinator of the said courses and will be responsible for its functioning.
- 3) Some teachers from the college will work as Co-coordinators and will take feedback from students for the course up gradation purposes and admissions.

Payment Terms:	40% to college
	30% to the Teaching Faculty
	15% to the Chief Co-coordinator
	10% to coordinators
	3% to clerical staff / Accountant
	2% to peon

Task Assign:	Chief Co-coordinator - Will be Responsible for administration and proper functioning of the course.
	Coordinator - Will be responsible for looking after new admissions and actual course navigation.
	Clerical staff – All official work such as fee collection, accounts, receipts, maintain all the record etc.
	Peon – Cleaning and maintain class rooms and furniture. Opening and closing departments, classes and College.
	Faculty - Teaching and looking after new admissions




I/O Principal
Bharati Vidyapeeth's
College of Fine Arts
Pune-Satara Road, Pune-43.

1.

COURSE TITLE: COMPUTER GRAPHICS and DESIGNING

OBJECTIVE: The Graphic Design Program's curriculum gives students the diverse skills needed for employment in the Graphic Design field. The Graphic Design program incorporates professional business practices, career options, ethics and a liberal arts foundation by imparting through knowledge of design softwares.

SYLLABUS

Computer Graphics & Designing		
Modules	Assignments	Duration in hours
1. CorelDraw	30	20
2. Photoshop	30	20
3. Illustrator	30	10
4. InDesign	30	10
5. Flash	30	20
	Total	80

- Educate how to operate Designing Softwares.
- Demonstrate proficiency in a range of computer graphics technology, including bitmap image editing, vector graphics, page layout, web design, video editing and effects.
- Demonstrate understanding of different printing technologies and pre-press processes.
- Differentiate between vector and bitmap graphics, and effectively use each to the best effect.
- Demonstrate knowledge of Digital color theory and how to apply it.
- Understand terminology used in the graphic design industry.
- Demonstrate effective understanding of the Creative Brief, including purpose, design, and implementation.
- Recognize basic type families and styles and how to select type to enhance design pieces.
- Develop understanding of professional practice, including: systems, processes, common documents; legal issues pertinent to the creative professions; budgeting; project management: marketing.
- Produce a portfolio of work that meets employer and marketplace expectations.



I/C Principal
Bharati Vidyapeeth's
College of Fine Arts
Pune-Sarara Road, Pune-43.

INTRODUCTION OF

1) Designing Software 2) Graphic Hardware

PROGRAMME

Computer Graphics & Designing

ELIGIBILITY

Open for all above 15 years.

COURSE FEES

Rs. 15,000/- (Fifteen Thousand Rupees)

COURSE DURATION:

2 Months - Five days per week (Two hours per day)




I/C Principal
Bharati Vidyapeeth's
College of Fine Arts
Pune-Satara Road, Pune-43.

2.

COURSE TITLE: DRAWING & PAINTING

OBJECTIVE: Main objective of the course is to garner interest in Art and develop Basic understanding about Art. Introduction to the various techniques used in painting, Introduction to History of Art. To develop aesthetical view to understanding the world of Art.

It consists of keen observation of nature, our surroundings and understanding their artistic composition through a systematic process. It is a journey to understand the aesthetical view, surrounding and exploring our self through the observations and study.

SYLLABUS

Drawing & Painting		
Modules	Assignments	Duration in hours
1. Study From Man-made Object And Nature	07	14
2. Sketching And Landscape (out Door)	05	10
3. 2d- Design	10	20
4. Using Graph for Painting & Powder Shading	05	10
5. Portrait from Photo	05	10
	Total	64

DETAILS:

- * Study Man-made object and Nature with emphasis on constructions, Perspective, and Rendering in Linear and massive Drawing.
- * Sketching indoor and outdoor studies in Pencil, Crayon, Pen & Ink, Water Colour, rapid and time sketching Linear and massive drawing.
- * 2 Dimensional Design: study and exploration thorough organization of elements and principles in design.
- * 3 Dimensional Design: study and modeling of 3-D- Geometrical form and organization of forms for 3-D. Use of Elements and Principles in 3-D Design Medium-Paper, Cardboard, Wire etc.



[Signature]
Principal
Pharati Vidyapeeth's
College of Fine Arts
Pune-Satara Road, Pune-43.

INTRODUCTION OF VARIOUS MEDIUM

1) Pencil 2) Pastel 3) Water colour-Poster colour

DEBATES / DISCUSSION AND LECTURES

The topic on Painting and related to fine art in general, social, religious aspects related to Fine Art be selected for Debates and Discussion to make the students aware about creations Art appreciation and equip themselves for Verbal expression on their subject. Students should be made aware to use book, catalogues, magazines etc. visit Art Galleries, Museums.

PROGRAMME

Drawing & Painting

ELIGIBILITY

Open for all above 15 years.

COURSE FEES

Rs. 10,000/- (Ten Thousand Rupees)

COURSE DURATION:

4 Months - Two days per week (Two hours per day)




I/C pal
Bharati Vidyapeeth's
College of Fine Arts
Pune-Satara Road, Pune-43.

3.

COURSE TITLE : CERAMICS & POTTERY

OBJECTIVES: The course in Ceramics and Pottery primarily aims at providing facilities for creative exploration of this most basic yet potential medium. The student is introduced experiment with the plasticity of clay. Use of potter's wheel, various techniques in preparing clay articles, methods of glazing, firing techniques, and creative concepts in terra-cotta.

The course is practically based the student shall study the methods and processes involved, study various clays used, and evolve various 3-D forms.

The student learn basic design concepts of aesthetic and functional value.

DESIGN EXECUTION / APPLICATION

Practical's in making various clay articles, preparing shapes on the potter's wheel and construction of forms by the pinching, coil, carving and slab methods. Realization of visualized designs. Practical in biscuit firing, glazing in limited colors.

THEORY

Materials and Machinery used in ceramics, Types of different clays. Tools, equipment, methods, processes and firing techniques.

Some knowledge about the manufacture of ceramics in commercial/studio.

SYLLABUS

CERAMICS & POTTERY		
Modules/ Methods	Assignments	Duration in hours (Basic/Advance)
1. Pinching method	06	12
2. Slab method	06	13
3. Coil method	06	13
4. Throwing	06	13
5. Decoration and mural, Glazing and Firing	06	13
	Total	64

PROJECTS AND RESEARCH ASSIGNMENTS

Any contemporary ceramic artist and the methods used by him. Different methods of firing & detailed description (anyone). Different ceramic decorations detailed description (anyone). Market survey about ceramic products.



[Signature]
W/C Principal
Bharati Vidyapeeth's
College of Fine Arts
Pune-Satara Road, Pune-43.

PROGRAMME

Ceramics & Pottery

ELIGIBILITY

Open for all above 15years.

COURSE FEES

Rs. 15,000/- (Fifteen Thousand Rupees)

COURSE DURATION:

4 Months : Two days per week (Two hours per day)




I/C Principal
Bharati Vidyapeeth's
College of Fine Arts
Pune-Satara Road, Pune-43.

4.

COURSE TITLE : SCULPTURE & MURAL

OBJECTIVE: Main objective of the course is to improve interest in sculpture. Basic understanding of sculpture as Art, Introduction to the various techniques used in sculpture, to develop aesthetical understanding.

It consists of keen observation of nature, our surroundings and understanding the artistic composition creating 3 dimensional forms / objects, relief art works etc.

SYLLABUS

Sculpture & Mural		
Topics	Assignments	Duration in hours
1. Antique Study	04	24
2. Nature Study	01	03
3. Man-made Study	02	04
4. Design	04	11
5. Handling various materials (Clay-C4X-POP)	04	11
6. Self-Creation	04	11
	Total	64

INTRODUCTION OF MEDIUM SUCH AS

1) Clay 2) C4X 3) POP

PROGREAMME

Sculpture & Mural

ELIGIBILITY

Open for all above 15 years

COURSE FEES

Rs. 15,000/- (Fifteen Thousand Rupees)

COURSE DURATION:

4 Months - Two days per week (Two hours per day)




I/C Principal
Bharati Vidyapeeth's
College of Fine Arts
Pune-Satara Road, Pune-43.

5.

Course Title: Exam Preparation Course for Entrance CET / Elementary Intermediate Grade Exam

Objective: To prepare students for examination

SYLLABUS

CET		
Topics	Assignments	Duration in hours
1.1 Drawing Fundamentals	05	15
1.2 Scale and proportions	06	12
1.3 Perspective	03	10
1.4 Design and Composition	07	15
1.5 Memory drawing	05	10
1.6 2D Design	05	10
Total		72

Drawing Grade Exam		
Topics	Assignments	Duration in hours
2.1 Drawing from Memory	07	15
2.2 Geometry	06	15
2.3 Calligraphy	05	12
2.4 Still Life	07	15
2.5 Design	06	15
Total		72

ELIGIBILITY

As per respective Courses.

COURSE FEES

Rs. 6,000/- (Six Thousand Rupees)

COURSE DURATION:

CET : 3 Months Three days per week (Two hours per day)

Grade Exam : 3 Months Three days per week (Two hours per day)




Principal
Bharati Vidyapeeth's
College of Fine Arts
Pune-Satara Road, Pune-43.

Bharati Vidyapeeth's
College of Fine Arts
Bharati Vidyapeeth Campus, Pune-Satara Road, Katraj, Pune 43.

Class Notice

DEPARTMENT: BFA Applied Art


DATE: 20/06/2018

This is to inform all students this year we will be having an Add on /Certificate programs. These programs designed to complement your current academic pursuits and enhance your skill. This program offers an excellent opportunity for you to expand your knowledge. The program scheduled as bellows:

Program Schedule

Date	Time	Subject
02/07/18 to 07/07/18	10.00am to 12.30 pm	Terracotta
01/10/18 to 06/10/18	10.00am to 12.30 pm	Calligraphy




Principal
I/C Principal
Bharati Vidyapeeth's
College of Fine Arts
Pune-Satara Road, Pune-43.

Bharati Vidyapeeth's College of Fine Arts
Add on / Certificate Programs [Total hours 30]
Subject: Terracotta

Day 6:

Firing Process:

- a. Bisque Firing and Glaze Firing Processes for Handbuilt Pieces

Packaging and Shipping:

- a. Wrapping and Labeling Handbuilt Pieces for Shipping or Sale

Marketing Strategies:

- a. Identifying Target Markets for Sales or Commissions of Handbuilt Terracotta Pottery Pieces

Business Management:

- a. Record Keeping, Budgeting, and Profit Planning for Terracotta.

- Learning Basic course six days daily five hours learning outcomes

Day 1:

Introduction to Terracotta Pottery:

- a. History of Terracotta Pottery
- b. Types of Terracotta Pottery
- c. Tools and Materials Required
- d. Safety Measures

Day 2:

Basic Techniques:

- a. Wedging Clay
- b. Centering on the Wheel (optional)

Day 3:

Handbuilding Techniques:

- a. Coiling: Creating a Pot by Layering Coils of Clay
- b. Slab Rolling: Flattening Clay into Thin Sheets and Shaping Them into Pieces

Day 4:

Decorative Techniques:

- a. Carving Designs into Handbuilt Pieces
- b. Applying Slip and Texture to Handbuilt Pieces

Firing Process:

- a. Kiln Loading and Unloading
- b. Kiln Firing and Cooling

Day 5:

Cleaning and Maintenance:

- a. Cleaning the Workspace and Tools



Bharati Vidyapeeth's College of Fine Arts
Add on / Certificate Programs [Total hours 30]
Subject: Terracotta

- **Terracotta pottery syllabus for daily five hours for six days Total 30 Hours**

Day 1:

Introduction to Terracotta Pottery:

- a. History of Terracotta Pottery
- b. Types of Terracotta Pottery
- c. Tools and Materials Required
- d. Safety Measures

Basic Techniques:

- a. Wedging Clay
- b. Centering on the Wheel (optional)

Day 2:

Handbuilding Techniques:

- a. Coiling: Creating a Pot by Layering Coils of Clay
- b. Slab Rolling: Flattening Clay into Thin Sheets and Shaping Them into Pieces

Day 3:

Decorative Techniques:

- a. Carving Designs into Handbuilt Pieces
- b. Applying Slip and Texture to Handbuilt Pieces

Firing Process:

- a. Kiln Loading and Unloading
- b. Kiln Firing and Cooling

Day 4:

Cleaning and Maintenance:

- a. Cleaning the Workspace and Tools
- b. Maintaining the Wheel and Kiln

Day 5:

Advanced Handbuilding Techniques:

- a. Pinching: Creating Small, Detailed Pieces by Shaping Clay with Your Fingers
- b. Slab Building: Combining Multiple Slabs to Create Complex Shapes or Patterns

Glazing Techniques:

- a. Applying Glaze to Handbuilt Pieces
- b. Layering Glazes for Different Effects on Handbuilt Pieces

Bharati Vidyapeeth's College of Fine Arts
Add on / Certificate Programs [Total hours 30]
Subject: Terracotta

b. Maintaining the Wheel and Kiln

Marketing Strategies:

a. Identifying Target Markets for Sales or Commissions of Handbuilt Terracotta Pottery Pieces

Day 6:

Business Management:

a. Record Keeping, Budgeting, and Profit Planning for Terracotta Pottery Businesses or Studios that Produce Both Wheel-Thrown and Handbuilt Pottery

- Learning basic terracotta pot 36 days daily five hours learning outcomes

Day 1:

Introduction to Terracotta Pottery:

- History of Terracotta Pottery
- Types of Terracotta Pottery
- Tools and Materials Required
- Safety Measures

Day 2:

Basic Techniques:

- Wedging Clay
- Centering on the Wheel (optional)

Day 3:

Handbuilding Techniques:

- Coiling: Creating a Pot by Layering Coils of Clay
- Slab Rolling: Flattening Clay into Thin Sheets and Shaping Them into Pieces

Day 4:

Decorative Techniques:

- Carving Designs into Handbuilt Pieces
- Applying Slip and Texture to Handbuilt Pieces

Firing Process:

- Kiln Loading and Unloading
- Kiln Firing and Cooling






Bharati Vidyapeeth's
College of Fine Arts
 Pune Sarana Road, Katraj, Pune- 411043.

Let's get
 your
 Hand Dirty &
 make something
CREATIVE


TERRA COTTA POTTRY
CERTIFICATE COURSE

OR *See Nitika book*
Date: 02-07-2018 - 07-07-2018
for
Venue: Bharati Vidyapeeth's College of Fine Arts, Pune.

Pune Sarana Road, Katraj, Pune- 411043. ☎ 020 24371933
 info@bharativedyapeeth.edu, bharatvcfa@gmail.com
 cfa.bharativedyapeeth.edu



Bharati Vidyapeeth's College of Fine Arts
Add on / Certificate Programs [Total hours 30]
Subject: Calligraphy

• **Basic calligraphy workshop syllabus for six days daily five hours**

Day 1:

- Introduction to calligraphy and its history
- Basic tools and materials required for calligraphy
- Holding and handling the calligraphy pen correctly
- Learning the basic strokes and letterforms
- Practice exercises to reinforce basic skills

Day 2:

- Understanding the different types of calligraphy scripts (e.g., Gothic, Italic, Copperplate)
- Learning how to write cursive letters and connecting them smoothly
- Practice exercises to improve cursive writing skills

Day 3:

- Learning how to create contrast in thickness and spacing of strokes
- Understanding the importance of spacing and alignment in calligraphy
- Practice exercises to improve contrast and spacing skills

Day 4:

- Learning how to create flourishes and decorative elements in calligraphy
- Understanding the importance of balance and symmetry in flourishes
- Practice exercises to improve flourish creation skills

Day 5:

- Learning how to write words and phrases using calligraphy techniques
- Understanding the importance of composition and layout in calligraphy pieces
- Practice exercises to improve writing skills and create a final piece

Day 6:

- Review of all learned skills and techniques in calligraphy
- Discussion on how to continue practicing and improving calligraphy skills beyond the workshop.



Principal
Bharati Vidyapeeth's
College of Fine Arts
Pune-Satara Road, Pune-43.



Bharati Vidyapeeth's College of Fine Arts
Add on / Certificate Programs [Total hours 30]
Subject: Calligraphy

● **Basic calligraphy workshop for six days daily five hours learning outcomes**

After completing the six-day Basic Calligraphy Workshop, participants will have the following learning outcomes:

Day 1:

- Understanding of the history and different types of calligraphy scripts

Day 2:

- Familiarity with the basic tools and materials required for calligraphy
- Ability to hold and handle the calligraphy pen correctly

Day 3:

- Proficiency in writing basic strokes and letterforms
- Skill in creating cursive letters and connecting them smoothly

Day 4:

- Understanding of how to create contrast in thickness and spacing of strokes
- Ability to create flourishes and decorative elements in calligraphy

Day 5:

- Understanding of the importance of balance and symmetry in flourishes
- Skill in writing words and phrases using calligraphy techniques

Day 6:

- Understanding of the importance of composition and layout in calligraphy pieces
- Confidence in continuing to practice and improve calligraphy skills beyond the workshop.


Principal



Bharati Vidyapeeth's College of Fine Arts
Add on / Certificate Programs [Total hours 30]
Subject: Calligraphy

- **Basic calligraphy workshop course outcomes for six days daily five hours**

At the end of the six-day Basic Calligraphy Workshop, participants will be able to:

Day 1:

-Demonstrate a basic understanding of the history and different types of calligraphy scripts

Day 2:

-Proficiently use the basic tools and materials required for calligraphy

-Correctly hold and handle the calligraphy pen

Day 3:

-Write basic strokes and letterforms with confidence

-Create cursive letters and connect them smoothly

Day 4:

-Understand how to create contrast in thickness and spacing of strokes

-Create flourishes and decorative elements in calligraphy with balance and symmetry

Day 5:

-Write words and phrases using calligraphy techniques with accuracy

Day 6:


-Understand the importance of composition and layout in calligraphy pieces

-Continuously practice and improve their calligraphy skills beyond the workshop with confidence.


Principal
Bharati Vidyapeeth's
College of Fine Arts
Pune-Satara Road, Pune-43.







Bharati Vidyapeeth's
College of Fine Arts
 Pune Satara Road, Katraj, Pune- 411043.

Let's get
CREATIVE

• **CALLIGRAPHY**
CERTIFICATE COURSE
 on

Date: 11-10-2018 - 06-10-2018

Venue: Bharati Vidyapeeth's College of Fine Arts, Pune.

for notice board


Pune Satara Road, Katraj, Pune- 411043. ☎ 020 24571933
 ✉ cfa@bharativedyapeeth.edu, bharatvcfa@gmail.com 🌐 cfa.bharativedyapeeth.edu

