



BHARATI VIDYAPEETH'S
COLLEGE OF FINE ARTS

Approved by AICTE Affiliated to Savitribai Phule Pune University, Pune

1.4.1: Feedback analysis report submitted to appropriate bodies

Stake holders Feedback	Feedback on
Students	Curriculum
	Institute Infrastructure
Teachers	Institute
Alumni	Institute



Bharati Vidyapeeth's College of Fine Arts
Combined Feedback Analysis (Student Feedback)
 Academic year: 2022-23

Sr.No.	Question	History of Art & Design - II - Theory Regular (Girish Charwad)	UX/UI - Practical Regular (Girish Charwad)	History of Art (Indian) - I - Theory Regular (Rupesh Pawar Kishore Potdar)	Drawing from Manmade & nature - I - Practical Regular (Kishore Potdar Rupesh Pawar)	History of Art (Western)- II - Theory Regular (Rupesh Pawar Kishore Potdar)	Drawing from life-II - Practical Regular (Kishore Potdar Rupesh Pawar)	Aesthetics (Indian)-I - Theory Regular (Sanjay Bhalerao Sudhir Pawar)	Drawing from Life - III - Practical Regular (Sanjay Bhalerao Sudhir Pawar)	Aesthetics (Indian)-II - Theory Regular (Sanjay Bhalerao Sudhir Pawar)	Pictorial Design-II - Practical Regular (Sanjay Bhalerao Sudhir Pawar)
1	How do you rate the program you are undergoing in terms of the content of the courses?										
	A Excellent	39.66%	37.93%	31.58%	36.84%	31.58%	42.11%	40.00%	30.00%	40.00%	40.00%
	B Good	53.45%	51.72%	52.63%	63.16%	63.16%	52.63%	60.00%	60.00%	60.00%	60.00%
	C Moderate	0.00%	0.00%	0.00%	0.00%	0.00%	0.00%	0.00%	0.00%	0.00%	0.00%
	D Average	6.90%	8.62%	15.79%	0.00%	5.26%	5.26%	0.00%	10.00%	0.00%	0.00%
	E Below Average	0.00%	1.72%	0.00%	0.00%	0.00%	0.00%	0.00%	0.00%	0.00%	0.00%
2	How do you rate the availability of the text and References books in the library?										
	A Excellent	51.72%	55.17%	63.16%	47.37%	52.63%	42.11%	40.00%	60.00%	40.00%	40.00%
	B Good	24.14%	24.14%	21.05%	21.05%	26.32%	31.58%	20.00%	10.00%	30.00%	20.00%
	C Moderate	3.45%	3.45%	0.00%	10.53%	0.00%	10.53%	20.00%	20.00%	0.00%	20.00%
	D Average	17.24%	12.07%	5.26%	21.05%	15.79%	15.79%	20.00%	0.00%	30.00%	20.00%
	E Below Average	3.45%	5.17%	10.53%	0.00%	5.26%	0.00%	0.00%	10.00%	0.00%	0.00%
3	Do you feel the curriculum covers topics in Sufficient depth?										
	A Excellent	60.34%	56.90%	57.89%	57.89%	52.63%	52.63%	60.00%	60.00%	60.00%	60.00%
	B Good	24.14%	22.41%	26.32%	21.05%	26.32%	26.32%	20.00%	0.00%	40.00%	20.00%
	C Moderate	6.90%	6.90%	5.26%	5.26%	5.26%	10.53%	10.00%	20.00%	0.00%	10.00%
	D Average	5.17%	10.34%	5.26%	5.26%	10.53%	10.53%	0.00%	10.00%	0.00%	0.00%
	E Below Average	3.45%	3.45%	5.26%	10.53%	5.26%	0.00%	10.00%	10.00%	0.00%	10.00%
4	How do you rate the courses in terms of their Relevance to the latest and/ or future technologies?										
	A Excellent	41.38%	41.38%	26.32%	42.11%	42.11%	42.11%	40.00%	30.00%	50.00%	50.00%
	B Good	37.93%	36.21%	42.11%	36.84%	42.11%	31.58%	30.00%	30.00%	30.00%	10.00%
	C Moderate	5.17%	6.90%	10.53%	0.00%	10.53%	0.00%	0.00%	20.00%	0.00%	0.00%
	D Average	13.79%	13.79%	21.05%	15.79%	5.26%	21.05%	20.00%	10.00%	20.00%	30.00%
	E Below Average	1.72%	1.72%	0.00%	5.26%	0.00%	5.26%	10.00%	10.00%	0.00%	10.00%
5	How do you rate the quality of teaching in the college?										
	A Excellent	44.83%	48.28%	42.11%	42.11%	47.37%	57.89%	40.00%	40.00%	50.00%	50.00%
	B Good	44.83%	41.38%	36.84%	57.89%	42.11%	36.84%	60.00%	50.00%	40.00%	50.00%
	C Moderate	6.90%	5.17%	15.79%	0.00%	5.26%	5.26%	0.00%	10.00%	10.00%	0.00%
	D Average	3.45%	5.17%	5.26%	0.00%	5.26%	0.00%	0.00%	0.00%	0.00%	0.00%
	E Below Average	0.00%	0.00%	0.00%	0.00%	0.00%	0.00%	0.00%	0.00%	0.00%	0.00%
6	How effective are the teaching methods used to cover the curriculum?										
	A Excellent	65.52%	68.97%	68.42%	47.37%	63.16%	63.16%	60.00%	70.00%	60.00%	50.00%
	B Good	24.14%	20.69%	21.05%	31.58%	26.32%	21.05%	20.00%	20.00%	30.00%	20.00%
	C Moderate	5.17%	6.90%	0.00%	10.53%	5.26%	10.53%	10.00%	0.00%	0.00%	20.00%
	D Average	3.45%	3.45%	5.26%	10.53%	5.26%	0.00%	10.00%	10.00%	0.00%	10.00%
	E Below Average	1.72%	0.00%	5.26%	0.00%	0.00%	5.26%	0.00%	0.00%	10.00%	0.00%
7	Rate the usefulness of the materials/resources provided for learning?										
	A Excellent	50.00%	50.00%	36.84%	57.89%	52.63%	52.63%	60.00%	40.00%	60.00%	50.00%
	B Good	25.86%	29.31%	31.58%	21.05%	21.05%	21.05%	20.00%	40.00%	10.00%	20.00%
	C Moderate	10.34%	6.90%	5.26%	10.53%	10.53%	15.79%	10.00%	10.00%	20.00%	10.00%
	D Average	6.90%	5.17%	10.53%	10.53%	5.26%	10.53%	10.00%	0.00%	0.00%	20.00%
	E Below Average	6.90%	8.62%	15.79%	0.00%	10.53%	0.00%	0.00%	10.00%	10.00%	0.00%

Sr.No.	Question	History of Art & Design - II - Theory Regular (Girish Charwad)	UX/UI - Practical Regular (Girish Charwad)	History of Art (Indian) - I - Theory Regular (Rupesh Pawar Kishore Potdar)	Drawing from Manmade & nature - I - Practical Regular (Kishore Potdar Rupesh Pawar)	History of Art (Western)- II - Theory Regular (Rupesh Pawar Kishore Potdar)	Drawing from life-II - Practical Regular (Kishore Potdar Rupesh Pawar)	Aesthetics (Indian)-I - Theory Regular (Sanjay Bhalerao Sudhir Pawar)	Drawing from Life - III - Practical Regular (Sanjay Bhalerao Sudhir Pawar)	Aesthetics (Indian)-II - Theory Regular (Sanjay Bhalerao Sudhir Pawar)	Pictorial Design-II - Practical Regular (Sanjay Bhalerao Sudhir Pawar)
8	Does the curriculum encourage student engagement and participation?										
A	Excellent	44.83%	36.21%	21.05%	63.16%	42.11%	52.63%	60.00%	50.00%	60.00%	70.00%
B	Good	34.48%	37.93%	42.11%	26.32%	36.84%	47.37%	30.00%	30.00%	40.00%	30.00%
C	Moderate	6.90%	5.17%	10.53%	10.53%	5.26%	0.00%	10.00%	0.00%	0.00%	0.00%
D	Average	6.90%	10.34%	10.53%	0.00%	5.26%	0.00%	0.00%	0.00%	0.00%	0.00%
E	Below Average	6.90%	10.34%	15.79%	0.00%	10.53%	0.00%	0.00%	20.00%	0.00%	0.00%
9	Does the curriculum allow for flexibility in learning styles?										
A	Excellent	53.45%	50.00%	52.63%	57.89%	52.63%	63.16%	60.00%	50.00%	70.00%	70.00%
B	Good	37.93%	37.93%	42.11%	36.84%	31.58%	26.32%	40.00%	40.00%	30.00%	30.00%
C	Moderate	1.72%	3.45%	0.00%	0.00%	5.26%	0.00%	0.00%	0.00%	0.00%	0.00%
D	Average	3.45%	3.45%	0.00%	5.26%	5.26%	10.53%	0.00%	0.00%	0.00%	0.00%
E	Below Average	3.45%	5.17%	5.26%	0.00%	5.26%	0.00%	0.00%	10.00%	0.00%	0.00%
10	Rate your overall satisfaction with the curriculum?										
A	Excellent	13.79%	24.14%	15.79%	10.53%	15.79%	21.05%	10.00%	30.00%	10.00%	10.00%
B	Good	62.07%	55.17%	36.84%	78.95%	68.42%	63.16%	80.00%	50.00%	80.00%	90.00%
C	Moderate	0.00%	0.00%	0.00%	0.00%	0.00%	0.00%	0.00%	0.00%	0.00%	0.00%
D	Average	17.24%	13.79%	21.05%	10.53%	15.79%	10.53%	10.00%	20.00%	0.00%	0.00%
E	Below Average	6.90%	6.90%	26.32%	0.00%	0.00%	5.26%	0.00%	0.00%	10.00%	0.00%
11	How do you rate the components of your internal assessment?										
A	Excellent	56.90%	55.17%	47.37%	63.16%	57.89%	68.42%	60.00%	70.00%	60.00%	50.00%
B	Good	20.69%	18.97%	21.05%	21.05%	21.05%	15.79%	20.00%	10.00%	30.00%	20.00%
C	Moderate	10.34%	13.79%	15.79%	5.26%	5.26%	10.53%	10.00%	20.00%	0.00%	10.00%
D	Average	1.72%	0.00%	5.26%	0.00%	0.00%	0.00%	0.00%	0.00%	10.00%	0.00%
E	Below Average	10.34%	12.07%	10.53%	10.53%	15.79%	5.26%	10.00%	0.00%	0.00%	20.00%
12	How do you rate the evaluation system in the college?										
A	Excellent	84.48%	77.59%	73.68%	100.00%	94.74%	89.47%	100.00%	90.00%	100.00%	100.00%
B	Good	10.34%	13.79%	15.79%	0.00%	5.26%	10.53%	0.00%	10.00%	0.00%	0.00%
C	Moderate	0.00%	0.00%	0.00%	0.00%	0.00%	0.00%	0.00%	0.00%	0.00%	0.00%
D	Average	5.17%	8.62%	10.53%	0.00%	0.00%	0.00%	0.00%	0.00%	0.00%	0.00%
E	Below Average	0.00%	0.00%	0.00%	0.00%	0.00%	0.00%	0.00%	0.00%	0.00%	0.00%



Bharati Vidyapeeth's College of Fine Arts
Combined Feedback Analysis (Student Feedback)
 Academic year: 2021-22

Sr.No.	Question	CD I-(b) Communication Campaign for Advertising - Practical Regular (Girish Charwad Mugdha Kale)	Theory of Communication Design - Theory Regular (Sagar Pansare)	2D Design - Practical Regular (Sagar Pansare)	Visual Aesthetics - Theory Regular (Sagar Pansare)	3D Design - Practical Regular (Sagar Pansare)	Theory of Advertising - Theory Regular (Pallavi Meshram Vipin Sonawane)	Communication Design II - Practical Regular (Pallavi Meshram Vipin Sonawane)	History of Art (Indian) Theory Regular (Rupesh Pawar Sudhir Pawar)	Drawing from life - Practical Regular (Sanjay Bhalerao)	History of Art (Western)- II - Theory Regular (Kishore Potdar)
1	How do you rate the program you are undergoing in terms of the content of the courses?										
	A Excellent	29.31%	46.55%	39.66%	39.66%	39.66%	38.89%	42.59%			
	B Good	65.52%	50.00%	48.28%	55.17%	53.45%	51.85%	51.85%			
	C Moderate	3.45%	0.00%	5.17%	3.45%	3.45%	3.70%	3.70%			
	D Average	1.72%	3.45%	6.90%	1.72%	3.45%	5.56%	1.85%			
	E Below Average	0.00%	0.00%	0.00%	0.00%	0.00%	0.00%	0.00%			
2	How do you rate the availability of the text and References books in the library?										
	A Excellent	36.21%	50.00%	43.10%	32.76%	32.76%	42.59%	35.19%			
	B Good	56.90%	43.10%	53.45%	60.34%	62.07%	53.70%	59.26%			
	C Moderate	5.17%	5.17%	1.72%	5.17%	3.45%	1.85%	3.70%			
	D Average	1.72%	1.72%	1.72%	1.72%	1.72%	1.85%	1.85%			
	E Below Average	0.00%	0.00%	0.00%	0.00%	0.00%	0.00%	0.00%			
3	Do you feel the curriculum covers topics in Sufficient depth?										
	A Excellent	36.21%	34.48%	24.14%	20.69%	22.41%	25.93%	22.22%			
	B Good	58.62%	58.62%	74.14%	70.69%	68.97%	72.22%	68.52%			
	C Moderate	5.17%	6.90%	1.72%	5.17%	5.17%	1.85%	5.56%			
	D Average	0.00%	0.00%	0.00%	3.45%	3.45%	0.00%	3.70%			
	E Below Average	0.00%	0.00%	0.00%	0.00%	0.00%	0.00%	0.00%			
4	How do you rate the courses in terms of their Relevance to the latest and/ or future technologies?										
	A Excellent	46.55%	31.03%	31.03%	29.31%	29.31%	29.63%	31.48%			
	B Good	48.28%	58.62%	65.52%	63.79%	63.79%	66.67%	62.96%			
	C Moderate	1.72%	6.90%	1.72%	1.72%	1.72%	1.85%	1.85%			
	D Average	3.45%	3.45%	1.72%	5.17%	5.17%	1.85%	3.70%			
	E Below Average	0.00%	0.00%	0.00%	0.00%	0.00%	0.00%	0.00%			
5	How do you rate the quality of teaching in the college?										
	A Excellent	48.28%	36.21%	39.66%	31.03%	32.76%	37.04%	33.33%			
	B Good	44.83%	56.90%	51.72%	63.79%	65.52%	55.56%	64.81%			
	C Moderate	5.17%	3.45%	6.90%	5.17%	1.72%	5.56%	1.85%			
	D Average	1.72%	3.45%	1.72%	0.00%	0.00%	1.85%	0.00%			
	E Below Average	0.00%	0.00%	0.00%	0.00%	0.00%	0.00%	0.00%			
6	How effective are the teaching methods used to cover the curriculum?										
	A Excellent	36.21%	25.86%	39.66%	15.52%	15.52%	37.04%	14.81%			
	B Good	58.62%	63.79%	55.17%	75.86%	79.31%	59.26%	79.63%			
	C Moderate	5.17%	6.90%	5.17%	6.90%	3.45%	3.70%	3.70%			
	D Average	0.00%	3.45%	0.00%	1.72%	1.72%	0.00%	1.85%			
	E Below Average	0.00%	0.00%	0.00%	0.00%	0.00%	0.00%	0.00%			
7	Rate the usefulness of the materials/resources provided for learning?										
	A Excellent	20.69%	34.48%	37.93%	44.83%	39.66%	46.30%	38.89%			
	B Good	74.14%	58.62%	51.72%	50.00%	51.72%	50.00%	51.85%			
	C Moderate	3.45%	3.45%	5.17%	0.00%	3.45%	0.00%	3.70%			
	D Average	1.72%	3.45%	5.17%	5.17%	5.17%	3.70%	5.56%			
	E Below Average	0.00%	0.00%	0.00%	0.00%	0.00%	0.00%	0.00%			

Sr.No.	Question	CD I-(b) Communication Campaign for Advertising - Practical Regular (Girish Charwad Mugdha Kale)	Theory of Communication Design - Theory Regular (Sagar Pansare)	2D Design - I - Practical Regular (Sagar Pansare)	Visual Aesthetics - Theory Regular (Sagar Pansare)	3D Design - II - Practical Regular (Sagar Pansare)	Theory of Advertising - Theory Regular (Pallavi Meshram Vipin Sonawane)	Communication Design II - Practical Regular (Pallavi Meshram Vipin Sonawane)	History of Art (Indian) Theory Regular (Rupesh Pawar Sudhir Pawar)	Drawing from life - I - Practical Regular (Sanjay Bhalerao)	History of Art (Western)- II - Theory Regular (Kishore Potdar)
8	Does the curriculum encourage student engagement and participation?										
	A Excellent	46.55%	31.03%	46.55%	48.28%	41.38%	48.15%	42.59%			
	B Good	48.28%	58.62%	51.72%	44.83%	55.17%	44.44%	53.70%			
	C Moderate	1.72%	8.62%	1.72%	5.17%	1.72%	5.56%	1.85%			
	D Average	3.45%	1.72%	0.00%	1.72%	1.72%	1.85%	1.85%			
	E Below Average	0.00%	0.00%	0.00%	0.00%	0.00%	0.00%	0.00%			
9	Does the curriculum allow for flexibility in learning styles?										
	A Excellent	37.93%	31.03%	22.41%	34.48%	25.86%	35.19%	25.93%			
	B Good	50.00%	58.62%	74.14%	60.34%	72.41%	59.26%	72.22%			
	C Moderate	10.34%	8.62%	3.45%	5.17%	1.72%	5.56%	1.85%			
	D Average	1.72%	1.72%	0.00%	0.00%	0.00%	0.00%	0.00%			
	E Below Average	0.00%	0.00%	0.00%	0.00%	0.00%	0.00%	0.00%			
10	Rate your overall satisfaction with the curriculum?										
	A Excellent	37.93%	32.76%	36.21%	31.03%	27.59%	31.48%	29.63%			
	B Good	56.90%	60.34%	62.07%	60.34%	68.97%	59.26%	66.67%			
	C Moderate	3.45%	3.45%	1.72%	5.17%	1.72%	5.56%	1.85%			
	D Average	1.72%	3.45%	0.00%	3.45%	1.72%	3.70%	1.85%			
	E Below Average	0.00%	0.00%	0.00%	0.00%	0.00%	0.00%	0.00%			
11	How do you rate the components of your internal assessment?										
	A Excellent	37.93%	31.03%	39.66%	34.48%	34.48%	35.19%	37.04%			
	B Good	53.45%	58.62%	53.45%	58.62%	58.62%	57.41%	55.56%			
	C Moderate	5.17%	5.17%	6.90%	3.45%	5.17%	3.70%	5.56%			
	D Average	3.45%	5.17%	0.00%	3.45%	1.72%	3.70%	1.85%			
	E Below Average	0.00%	0.00%	0.00%	0.00%	0.00%	0.00%	0.00%			
12	How do you rate the evaluation system in the college?										
	A Excellent	31.03%	36.21%	39.66%	25.86%	34.48%	27.78%	37.04%			
	B Good	58.62%	56.90%	55.17%	65.52%	62.07%	62.96%	59.26%			
	C Moderate	6.90%	3.45%	5.17%	5.17%	3.45%	5.56%	3.70%			
	D Average	3.45%	3.45%	0.00%	3.45%	0.00%	3.70%	0.00%			
	E Below Average	0.00%	0.00%	0.00%	0.00%	0.00%	0.00%	0.00%			



Bharati Vidyapeeth's College of Fine Arts
Combined Feedback Analysis (Student Feedback)
Academic year: 2020-21

Sr.No.	Question	Communication Campaign for Advertising - Practical Regular (Pallavi Meshram Vipin Sonawane)	Theory of Communication - Theory Regular (Pallavi Meshram)	Graphics for Retail, Exhibition and Events - Practical Regular (Girish Charwad Mugdha Kale)	Theory of Design - Theory Regular (Girish Charwad Mugdha Kale)	Photography - Practical Regular (Jagdish Khaire)	Theory of Communication - Theory Regular (Jagdish Khaire)	History of Advertising - Theory Regular (Sagar Pansare)	3 D Design - Practical Regular (Sagar Pansare)
1	How do you rate the program you are undergoing in terms of the content of the courses?								
	A Excellent	3.45%	0.00%	35.19%	38.89%	36.21%	36.21%	39.29%	39.29%
	B Good	1.72%	1.72%	55.56%	59.26%	55.17%	55.17%	53.57%	53.57%
	C Moderate	0.00%	0.00%	0.00%	0.00%	0.00%	0.00%	0.00%	0.00%
	D Average	53.45%	53.45%	7.41%	1.85%	8.62%	6.90%	7.14%	7.14%
	E Below Average	41.38%	44.83%	1.85%	0.00%	0.00%	1.72%	0.00%	0.00%
2	How do you rate the availability of the text and References books in the library?								
	A Excellent	0.00%	0.00%	59.26%	48.15%	55.17%	50.00%	51.79%	57.14%
	B Good	1.72%	0.00%	18.52%	22.22%	22.41%	25.86%	21.43%	23.21%
	C Moderate	0.00%	0.00%	5.56%	3.70%	1.72%	6.90%	3.57%	0.00%
	D Average	58.62%	60.34%	11.11%	24.07%	13.79%	13.79%	17.86%	14.29%
	E Below Average	39.66%	39.66%	5.56%	1.85%	6.90%	3.45%	5.36%	5.36%
3	Do you feel the curriculum covers topics in Sufficient depth?								
	A Excellent	0.00%	0.00%	50.00%	61.11%	51.72%	53.45%	60.71%	57.14%
	B Good	3.45%	0.00%	25.93%	25.93%	27.59%	22.41%	23.21%	26.79%
	C Moderate	3.45%	0.00%	9.26%	3.70%	5.17%	12.07%	3.57%	5.36%
	D Average	60.34%	63.79%	7.41%	5.56%	8.62%	8.62%	7.14%	7.14%
	E Below Average	32.76%	36.21%	7.41%	3.70%	6.90%	3.45%	5.36%	3.57%
4	How do you rate the courses in terms of their Relevance to the latest and/ or future technologies?								
	A Excellent	1.72%	0.00%	37.04%	42.59%	37.93%	37.93%	39.29%	39.29%
	B Good	0.00%	0.00%	38.89%	37.04%	41.38%	32.76%	35.71%	42.86%
	C Moderate	0.00%	0.00%	7.41%	3.70%	10.34%	3.45%	7.14%	7.14%
	D Average	48.28%	48.28%	14.81%	14.81%	10.34%	22.41%	16.07%	10.71%
	E Below Average	50.00%	51.72%	1.85%	1.85%	0.00%	3.45%	1.79%	0.00%
5	How do you rate the quality of teaching in the college?								
	A Excellent	1.72%	0.00%	42.59%	42.59%	48.28%	50.00%	44.64%	46.43%
	B Good	6.90%	0.00%	44.44%	50.00%	37.93%	41.38%	44.64%	39.29%
	C Moderate	1.72%	0.00%	7.41%	5.56%	8.62%	6.90%	7.14%	7.14%
	D Average	53.45%	60.34%	5.56%	1.85%	5.17%	1.72%	3.57%	7.14%
	E Below Average	36.21%	39.66%	0.00%	0.00%	0.00%	0.00%	0.00%	0.00%

Sr.No.	Question	Communication Campaign for Advertising - Practical Regular (Pallavi Meshram Vipin Sonawane)	Theory of Communication Design - Theory Regular (Pallavi Meshram)	Graphics for Retail, Exhibition and Events - Practical Regular (Girish Charwad Mugdha Kale)	Theory of Communication Design - Theory Regular (Girish Charwad Mugdha Kale)	Photography - Practical Regular (Jagdish Khaire)	Theory of Communication Design - Theory Regular (Jagdish Khaire)	History of Advertising - Theory Regular (Sagar Pansare)	3 D Design - Practical Regular (Sagar Pansare)
6	How effective are the teaching methods used to cover the curriculum?								
	A Excellent	1.72%	0.00%	64.81%	57.41%	63.79%	63.79%	62.50%	64.29%
	B Good	0.00%	0.00%	24.07%	27.78%	24.14%	20.69%	23.21%	26.79%
	C Moderate	3.45%	0.00%	3.70%	5.56%	3.45%	8.62%	5.36%	3.57%
	D Average	75.86%	75.86%	5.56%	3.70%	5.17%	3.45%	5.36%	3.57%
	E Below Average	18.97%	24.14%	1.85%	5.56%	3.45%	3.45%	3.57%	1.79%
7	Rate the usefulness of the materials/resources provided for learning?								
	A Excellent	1.72%	0.00%	50.00%	53.70%	50.00%	50.00%	46.43%	50.00%
	B Good	1.72%	0.00%	25.93%	18.52%	24.14%	24.14%	26.79%	23.21%
	C Moderate	1.72%	0.00%	7.41%	14.81%	8.62%	8.62%	12.50%	8.93%
	D Average	62.07%	63.79%	7.41%	5.56%	5.17%	12.07%	5.36%	5.36%
	E Below Average	32.76%	36.21%	9.26%	7.41%	12.07%	5.17%	8.93%	12.50%
8	Does the curriculum encourage student engagement and participation?								
	A Excellent	0.00%	0.00%	40.74%	51.85%	34.48%	48.28%	42.86%	39.29%
	B Good	6.90%	0.00%	33.33%	33.33%	36.21%	39.66%	33.93%	33.93%
	C Moderate	0.00%	0.00%	7.41%	7.41%	6.90%	3.45%	5.36%	7.14%
	D Average	34.48%	41.38%	5.56%	3.70%	6.90%	3.45%	8.93%	10.71%
	E Below Average	58.62%	58.62%	12.96%	3.70%	15.52%	5.17%	8.93%	8.93%
9	Does the curriculum allow for flexibility in learning styles?								
	A Excellent	0.00%	0.00%	51.85%	53.70%	51.72%	55.17%	53.57%	51.79%
	B Good	1.72%	1.72%	35.19%	38.89%	34.48%	32.76%	39.29%	35.71%
	C Moderate	0.00%	0.00%	3.70%	1.85%	3.45%	1.72%	1.79%	5.36%
	D Average	67.24%	67.24%	3.70%	3.70%	3.45%	6.90%	1.79%	3.57%
	E Below Average	31.03%	31.03%	5.56%	1.85%	6.90%	3.45%	3.57%	3.57%
10	Rate your overall satisfaction with the curriculum?								
	A Excellent	0.00%	0.00%	20.37%	14.81%	15.52%	24.14%	17.86%	14.29%
	B Good	0.00%	0.00%	55.56%	72.22%	58.62%	55.17%	64.29%	60.71%
	C Moderate	1.72%	0.00%	1.85%	0.00%	1.72%	0.00%	0.00%	0.00%
	D Average	50.00%	50.00%	14.81%	11.11%	17.24%	12.07%	12.50%	17.86%
	E Below Average	48.28%	50.00%	7.41%	1.85%	6.90%	8.62%	5.36%	7.14%
11	How do you rate the components of your internal assessment?								
	A Excellent	1.72%	0.00%	57.41%	57.41%	55.17%	58.62%	53.57%	53.57%
	B Good	0.00%	0.00%	18.52%	25.93%	20.69%	18.97%	23.21%	19.64%
	C Moderate	0.00%	0.00%	11.11%	5.56%	10.34%	10.34%	10.71%	8.93%
	D Average	74.14%	74.14%	1.85%	3.70%	1.72%	1.72%	1.79%	1.79%
	E Below Average	24.14%	25.86%	11.11%	7.41%	12.07%	10.34%	10.71%	16.07%

Sr.No.	Question	Communication Campaign for Advertising - Practical Regular (Pallavi Meshram Vipin Sonawane)	Theory of Communication Design - Theory Regular (Pallavi Meshram)	Graphics for Retail, Exhibition and Events - Practical Regular (Girish Charwad Mugdha Kale)	Theory of Communication Design - Theory Regular (Girish Charwad Mugdha Kale)	Photography - Practical Regular (Jagdish Khaire)	Theory of Communication Design - Theory Regular (Jagdish Khaire)	History of Advertising - Theory Regular (Sagar Pansare)	3 D Design - Practical Regular (Sagar Pansare)
12	How do you rate the evaluation system in the college?								
A	Excellent	0.00%	0.00%	88.89%	92.59%	86.21%	87.93%	82.14%	83.93%
B	Good	0.00%	0.00%	7.41%	5.56%	10.34%	8.62%	10.71%	10.71%
C	Moderate	0.00%	0.00%	0.00%	0.00%	0.00%	0.00%	0.00%	0.00%
D	Average	72.41%	72.41%	3.70%	1.85%	3.45%	3.45%	7.14%	5.36%
E	Below Average	27.59%	27.59%	0.00%	0.00%	0.00%	0.00%	0.00%	0.00%



Bharati Vidyapeeth's College of Fine Arts
Combined Feedback Analysis (Student Feedback)
Academic year: 2019-20

Sr.No.	Question	Communication for Brands - Practical Regular (Pallavi Meshram Vipin Sonawane)	Theory of Communication Design - Theory Regular (Pallavi Meshram)	Publication Design - Practical Regular (Girish Charwad Mugdha Kale)	Drawing - Practical Regular (Jagdish Khaire)	Theory of Communication Design - Theory Regular (Mugdha Kale)	Basic Calligraphy Lettering Typography Practical Regular (Sagar Pansare)	Theory of Communication Design - Theory Regular (Jagdish Khaire)	Theory of Communication Design - Theory Regular (Sagar Pansare)
1	How do you rate the program you are undergoing in terms of the content of the courses?								
	A Excellent	54.10%	47.54%	37.93%	40.74%	39.66%	39.66%	35.19%	39.66%
	B Good	45.90%	50.82%	56.90%	53.70%	55.17%	58.62%	55.56%	55.17%
	C Moderate	0.00%	0.00%	3.45%	0.00%	3.45%	0.00%	0.00%	0.00%
	D Average	0.00%	1.64%	1.72%	3.70%	1.72%	1.72%	7.41%	3.45%
	E Below Average	0.00%	0.00%	0.00%	1.85%	0.00%	0.00%	1.85%	1.72%
2	How do you rate the availability of the text and References books in the library?								
	A Excellent	57.38%	62.30%	62.07%	59.26%	60.34%	50.00%	59.26%	55.17%
	B Good	39.34%	32.79%	27.59%	22.22%	25.86%	22.41%	18.52%	22.41%
	C Moderate	1.64%	0.00%	1.72%	3.70%	1.72%	6.90%	5.56%	3.45%
	D Average	1.64%	4.92%	8.62%	12.96%	12.07%	18.97%	11.11%	15.52%
	E Below Average	0.00%	0.00%	0.00%	1.85%	0.00%	1.72%	5.56%	3.45%
3	Do you feel the curriculum covers topics in Sufficient depth?								
	A Excellent	65.57%	68.85%	67.24%	51.85%	62.07%	55.17%	50.00%	55.17%
	B Good	34.43%	29.51%	24.14%	25.93%	24.14%	24.14%	25.93%	27.59%
	C Moderate	0.00%	0.00%	3.45%	7.41%	3.45%	6.90%	9.26%	3.45%
	D Average	0.00%	0.00%	5.17%	9.26%	6.90%	8.62%	7.41%	6.90%
	E Below Average	0.00%	1.64%	0.00%	5.56%	3.45%	5.17%	7.41%	6.90%
4	How do you rate the courses in terms of their Relevance to the latest and/ or future technologies?								
	A Excellent	49.18%	49.18%	44.83%	37.04%	46.55%	41.38%	37.04%	43.10%
	B Good	50.82%	49.18%	48.28%	44.44%	43.10%	37.93%	38.89%	41.38%
	C Moderate	0.00%	0.00%	1.72%	3.70%	3.45%	3.45%	7.41%	6.90%
	D Average	0.00%	1.64%	5.17%	14.81%	6.90%	15.52%	14.81%	8.62%
	E Below Average	0.00%	0.00%	0.00%	0.00%	0.00%	1.72%	1.85%	0.00%
5	How do you rate the quality of teaching in the college?								
	A Excellent	59.02%	59.02%	51.72%	50.00%	53.45%	46.55%	42.59%	44.83%
	B Good	40.98%	40.98%	46.55%	42.59%	43.10%	46.55%	44.44%	46.55%
	C Moderate	0.00%	0.00%	0.00%	5.56%	1.72%	5.17%	7.41%	5.17%
	D Average	0.00%	0.00%	1.72%	1.85%	1.72%	1.72%	5.56%	3.45%
	E Below Average	0.00%	0.00%	0.00%	0.00%	0.00%	0.00%	0.00%	0.00%
6	How effective are the teaching methods used to cover the curriculum?								
	A Excellent	75.41%	72.13%	65.52%	62.96%	63.79%	56.90%	64.81%	58.62%
	B Good	24.59%	26.23%	25.86%	24.07%	25.86%	24.14%	24.07%	29.31%
	C Moderate	0.00%	0.00%	3.45%	5.56%	3.45%	8.62%	3.70%	3.45%
	D Average	0.00%	0.00%	1.72%	3.70%	3.45%	5.17%	5.56%	5.17%
	E Below Average	0.00%	1.64%	3.45%	3.70%	3.45%	5.17%	1.85%	3.45%

Sr.No.	Question	Communication for Brands - Practical Regular (Pallavi Meshram Vipin Sonawane)	Theory of Communication Design - Theory Regular (Pallavi Meshram)	Publication Design - Practical Regular (Girish Charwad Mugdha Kale)	Drawing - Practical Regular (Jagdish Khaire)	Theory of Communication Design - Theory Regular (Mugdha Kale)	Basic Calligraphy Typography Practical Regular (Sagar Pansare)	Theory of Communication Design - Theory Regular (Jagdish Khaire)	Theory of Communication Design - Theory Regular (Sagar Pansare)
7	Rate the usefulness of the materials/resources provided for learning?								
	A Excellent	63.93%	68.85%	65.52%	59.26%	60.34%	51.72%	50.00%	55.17%
	B Good	34.43%	29.51%	27.59%	24.07%	25.86%	18.97%	25.93%	22.41%
	C Moderate	1.64%	1.64%	1.72%	7.41%	5.17%	15.52%	7.41%	12.07%
	D Average	0.00%	0.00%	1.72%	5.56%	3.45%	6.90%	7.41%	3.45%
	E Below Average	0.00%	0.00%	3.45%	3.70%	5.17%	6.90%	9.26%	6.90%
8	Does the curriculum encourage student engagement and participation?								
	A Excellent	39.34%	37.70%	46.55%	44.44%	39.66%	55.17%	40.74%	46.55%
	B Good	59.02%	55.74%	41.38%	38.89%	43.10%	36.21%	33.33%	32.76%
	C Moderate	1.64%	4.92%	6.90%	5.56%	6.90%	3.45%	7.41%	6.90%
	D Average	0.00%	0.00%	0.00%	3.70%	1.72%	1.72%	5.56%	5.17%
	E Below Average	0.00%	1.64%	5.17%	7.41%	8.62%	3.45%	12.96%	8.62%
9	Does the curriculum allow for flexibility in learning styles?								
	A Excellent	63.93%	63.93%	68.97%	64.81%	60.34%	58.62%	51.85%	53.45%
	B Good	34.43%	34.43%	29.31%	29.63%	32.76%	31.03%	35.19%	36.21%
	C Moderate	0.00%	0.00%	0.00%	1.85%	5.17%	1.72%	3.70%	3.45%
	D Average	1.64%	1.64%	0.00%	0.00%	0.00%	6.90%	3.70%	3.45%
	E Below Average	0.00%	0.00%	1.72%	3.70%	1.72%	1.72%	5.56%	3.45%
10	Rate your overall satisfaction with the curriculum?								
	A Excellent	50.82%	44.26%	32.76%	22.22%	31.03%	17.24%	20.37%	13.79%
	B Good	49.18%	52.46%	63.79%	62.96%	55.17%	70.69%	55.56%	70.69%
	C Moderate	0.00%	0.00%	1.72%	1.85%	3.45%	0.00%	1.85%	1.72%
	D Average	0.00%	1.64%	1.72%	9.26%	6.90%	8.62%	14.81%	12.07%
	E Below Average	0.00%	1.64%	0.00%	3.70%	3.45%	3.45%	7.41%	1.72%
11	How do you rate the components of your internal assessment?								
	A Excellent	73.77%	68.85%	68.97%	68.52%	63.79%	62.07%	57.41%	62.07%
	B Good	24.59%	22.95%	18.97%	18.52%	18.97%	20.69%	18.52%	18.97%
	C Moderate	1.64%	4.92%	3.45%	9.26%	10.34%	6.90%	11.11%	10.34%
	D Average	0.00%	0.00%	3.45%	0.00%	3.45%	3.45%	1.85%	0.00%
	E Below Average	0.00%	3.28%	5.17%	3.70%	3.45%	6.90%	11.11%	8.62%
12	How do you rate the evaluation system in the college?								
	A Excellent	70.49%	73.77%	84.48%	88.89%	79.31%	94.83%	88.89%	91.38%
	B Good	29.51%	22.95%	12.07%	7.41%	13.79%	5.17%	7.41%	6.90%
	C Moderate	0.00%	0.00%	0.00%	0.00%	0.00%	0.00%	0.00%	0.00%
	D Average	0.00%	3.28%	3.45%	3.70%	6.90%	0.00%	3.70%	1.72%
	E Below Average	0.00%	0.00%	0.00%	0.00%	0.00%	0.00%	0.00%	0.00%



Bharati Vidyapeeth's College of Fine Arts
Combined Feedback Analysis (Student Feedback)
Academic year: 2018-19

Sr.No.	Question	Communication for Advertising - Practical (Regular Meshram)	Theory of Communication Design - Practical (Regular Meshram)	Illustration - Practical (Regular Jagdish Khaire)	Theory of Communication Design - Practical (Regular Jagdish Khaire)	Theory of Communication Design - Practical (Regular Sagar Pansare Mugdha Kale)	Fundamentals of Design - Practical (Regular Sagar Pansare Mugdha Kale)
1	How do you rate the program you are undergoing in terms of the content of the courses?						
	A Excellent	29.51%	55.74%	31.03%	46.55%	53.70%	42.59%
	B Good	63.93%	44.26%	65.52%	50.00%	46.30%	51.85%
	C Moderate	6.56%	0.00%	3.45%	0.00%	0.00%	3.70%
	D Average	0.00%	0.00%	0.00%	3.45%	0.00%	1.85%
	E Below Average	0.00%	0.00%	0.00%	0.00%	0.00%	0.00%
2	How do you rate the availability of the text and References books in the library?						
	A Excellent	26.23%	44.26%	27.59%	50.00%	42.59%	35.19%
	B Good	65.57%	52.46%	63.79%	43.10%	53.70%	59.26%
	C Moderate	4.92%	3.28%	5.17%	5.17%	3.70%	3.70%
	D Average	3.28%	0.00%	3.45%	1.72%	0.00%	1.85%
	E Below Average	0.00%	0.00%	0.00%	0.00%	0.00%	0.00%
3	Do you feel the curriculum covers topics in Sufficient depth?						
	A Excellent	36.07%	19.67%	36.21%	34.48%	18.52%	22.22%
	B Good	52.46%	75.41%	56.90%	58.62%	79.63%	68.52%
	C Moderate	8.20%	4.92%	3.45%	6.90%	1.85%	5.56%
	D Average	3.28%	0.00%	3.45%	0.00%	0.00%	3.70%
	E Below Average	0.00%	0.00%	0.00%	0.00%	0.00%	0.00%
4	How do you rate the courses in terms of their Relevance to the latest and/ or future technologies?						
	A Excellent	36.07%	39.34%	36.21%	31.03%	40.74%	31.48%
	B Good	55.74%	50.82%	58.62%	58.62%	53.70%	62.96%
	C Moderate	8.20%	1.64%	5.17%	6.90%	1.85%	1.85%
	D Average	0.00%	8.20%	0.00%	3.45%	3.70%	3.70%
	E Below Average	0.00%	0.00%	0.00%	0.00%	0.00%	0.00%

Sr.No.	Question	Communication for Advertising - Practical Regular (Pallavi Meshram)	Theory of Communication Design - Practical Regular (Pallavi Meshram)	Illustration - Practical Regular (Jagdish Khaire)	Theory of Communication Design - Practical Regular (Jagdish Khaire)	Theory of Communication Design - Regular (Sagar Pansare Mugdha Kale)	Fundamentals of Design - Practical Regular (Sagar Pansare Mugdha Kale)
5	How do you rate the quality of teaching in the college? A Excellent B Good C Moderate D Average E Below Average	32.79%	39.34%	34.48%	36.21%	38.89%	33.33%
6	How effective are the teaching methods used to cover the curriculum? A Excellent B Good C Moderate D Average E Below Average	27.87%	27.87%	29.31%	25.86%	24.07%	14.81%
7	Rate the usefulness of the materials/resources provided for learning? A Excellent B Good C Moderate D Average E Below Average	32.79%	47.54%	32.76%	34.48%	48.15%	38.89%
8	Does the curriculum encourage student engagement and participation? A Excellent B Good C Moderate D Average E Below Average	37.70%	40.98%	37.93%	31.03%	40.74%	42.59%
9	Does the curriculum allow for flexibility in learning styles? A Excellent B Good C Moderate D Average E Below Average	32.79%	21.31%	34.48%	31.03%	20.37%	25.93%

Sr.No.	Question	Communication for Advertising - Practical Regular (Pallavi Meshram)	Theory of Communication Design - Regular (Pallavi Meshram)	Illustration - Practical Regular (Jagdish Khaire)	Theory of Communication Design - Regular (Jagdish Khaire)	Theory of Communication Design - Regular (Sagar Pansare Mugdha Kale)	Fundamentals of Design - Practical Regular (Sagar Pansare Mugdha Kale)
10	Rate your overall satisfaction with the curriculum?						
	A Excellent	27.87%	21.31%	29.31%	32.76%	18.52%	29.63%
	B Good	63.93%	72.13%	65.52%	60.34%	81.48%	66.67%
	C Moderate	8.20%	3.28%	5.17%	3.45%	0.00%	1.85%
	D Average	0.00%	3.28%	0.00%	3.45%	0.00%	1.85%
	E Below Average	0.00%	0.00%	0.00%	0.00%	0.00%	0.00%
11	How do you rate the components of your internal assessment?						
	A Excellent	32.79%	39.34%	32.76%	31.03%	38.89%	37.04%
	B Good	55.74%	54.10%	60.34%	58.62%	57.41%	55.56%
	C Moderate	9.84%	4.92%	5.17%	5.17%	3.70%	5.56%
	D Average	1.64%	1.64%	1.72%	5.17%	0.00%	1.85%
	E Below Average	0.00%	0.00%	0.00%	0.00%	0.00%	0.00%
12	How do you rate the evaluation system in the college?						
	A Excellent	32.79%	36.07%	32.76%	36.21%	35.19%	37.04%
	B Good	52.46%	63.93%	53.45%	56.90%	64.81%	59.26%
	C Moderate	13.11%	0.00%	12.07%	3.45%	0.00%	3.70%
	D Average	1.64%	0.00%	1.72%	3.45%	0.00%	0.00%
	E Below Average	0.00%	0.00%	0.00%	0.00%	0.00%	0.00%



Bharati Vidyapeeth's College of Fine Arts
Combined Feedback Analysis (Student Feedback)
Academic year: 2022-23

Sr.No.	Question						
1	How do you rate the physical infrastructure of the college Library?						
	A Excellent	15.63%	18.97%	24.56%	0.00%	18.75%	18.97%
	B Good	56.25%	60.34%	57.89%	22.41%	59.38%	60.34%
	C Moderate	28.13%	20.69%	17.54%	34.48%	21.88%	20.69%
	D Average	0.00%	0.00%	0.00%	27.59%	0.00%	0.00%
E Below Average	0.00%	0.00%	0.00%	15.52%	0.00%	0.00%	
2	How do you rate the Collection of books, journals and reading material of the college Library?						
	A Excellent	37.50%	37.93%	29.82%	0.00%	37.50%	37.93%
	B Good	29.69%	27.59%	29.82%	20.69%	26.56%	27.59%
	C Moderate	32.81%	34.48%	40.35%	20.69%	35.94%	34.48%
	D Average	0.00%	0.00%	0.00%	32.76%	0.00%	0.00%
E Below Average	0.00%	0.00%	0.00%	25.86%	0.00%	0.00%	
3	How do you rate the Support and assistance of the administrative staff?						
	A Excellent	23.44%	24.14%	26.32%	0.00%	23.44%	24.14%
	B Good	43.75%	50.00%	42.11%	20.69%	48.44%	50.00%
	C Moderate	32.81%	25.86%	31.58%	31.03%	28.13%	25.86%
	D Average	0.00%	0.00%	0.00%	31.03%	0.00%	0.00%
E Below Average	0.00%	0.00%	0.00%	17.24%	0.00%	0.00%	
4	How do you rate the infrastructure of the college library, computer lab and photography lab?						
	A Excellent	31.25%	18.97%	33.33%	0.00%	18.75%	18.97%
	B Good	40.63%	55.17%	45.61%	10.34%	54.69%	55.17%
	C Moderate	28.13%	25.86%	21.05%	27.59%	26.56%	25.86%
	D Average	0.00%	0.00%	0.00%	34.48%	0.00%	0.00%
E Below Average	0.00%	0.00%	0.00%	27.59%	0.00%	0.00%	
5	How do you rate the Amenities and Assistance provided at the college?						
	A Excellent	39.06%	41.38%	35.09%	0.00%	43.75%	41.38%
	B Good	25.00%	31.03%	28.07%	18.97%	29.69%	31.03%
	C Moderate	35.94%	27.59%	36.84%	37.93%	26.56%	27.59%
	D Average	0.00%	0.00%	0.00%	25.86%	0.00%	0.00%
E Below Average	0.00%	0.00%	0.00%	17.24%	0.00%	0.00%	
6	How do you rate the Canteen facilities: Food Quality, Abidance, Support staff?						
	A Excellent	18.75%	24.14%	14.04%	0.00%	21.88%	24.14%
	B Good	51.56%	34.48%	63.16%	5.17%	35.94%	34.48%
	C Moderate	29.69%	41.38%	22.81%	37.93%	42.19%	41.38%
	D Average	0.00%	0.00%	0.00%	43.10%	0.00%	0.00%
E Below Average	0.00%	0.00%	0.00%	13.79%	0.00%	0.00%	
7	Wi-Fi and Internet facility?						
	A Excellent	28.13%	31.03%	29.82%	0.00%	31.25%	31.03%
	B Good	42.19%	32.76%	40.35%	17.24%	34.38%	32.76%
	C Moderate	29.69%	36.21%	29.82%	29.31%	34.38%	36.21%
	D Average	0.00%	0.00%	0.00%	32.76%	0.00%	0.00%
E Below Average	0.00%	0.00%	0.00%	20.69%	0.00%	0.00%	

Sr.No.	Question						
8	How do you rate the infrastructure facilities like Clean Classrooms, Labs etc?						
	A Excellent	26.56%	25.86%	24.56%	0.00%	26.56%	25.86%
	B Good	46.88%	46.55%	45.61%	5.17%	46.88%	46.55%
	C Moderate	26.56%	27.59%	29.82%	20.69%	26.56%	27.59%
	D Average	0.00%	0.00%	0.00%	46.55%	0.00%	0.00%
	E Below Average	0.00%	0.00%	0.00%	27.59%	0.00%	0.00%
9	How do you rate the Toilets/washrooms are hygienic and properly maintained?						
	A Excellent	50.00%	32.76%	59.65%	0.00%	32.81%	32.76%
	B Good	23.44%	34.48%	17.54%	10.34%	32.81%	34.48%
	C Moderate	26.56%	32.76%	22.81%	31.03%	34.38%	32.76%
	D Average	0.00%	0.00%	0.00%	31.03%	0.00%	0.00%
	E Below Average	0.00%	0.00%	0.00%	27.59%	0.00%	0.00%
10	Are you satisfied with the equipment, amenities, and assistance available and provided for your practice and training sessions for these activities?						
	A Excellent	31.25%	41.38%	29.82%	0.00%	43.75%	41.38%
	B Good	40.63%	31.03%	29.82%	6.90%	29.69%	31.03%
	C Moderate	28.13%	27.59%	40.35%	31.03%	26.56%	27.59%
	D Average	0.00%	0.00%	0.00%	37.93%	0.00%	0.00%
	E Below Average	0.00%	0.00%	0.00%	24.14%	0.00%	0.00%
11	Do you think Cultural/Academic Events and Activities are useful and add to the all-round development of the students at the college?						
	A Excellent	18.75%	24.14%	29.82%	0.00%	25.00%	24.14%
	B Good	51.56%	34.48%	40.35%	5.17%	35.94%	34.48%
	C Moderate	29.69%	41.38%	29.82%	24.14%	39.06%	41.38%
	D Average	0.00%	0.00%	0.00%	41.38%	0.00%	0.00%
	E Below Average	0.00%	0.00%	0.00%	29.31%	0.00%	0.00%



Bharati Vidyapeeth's College of Fine Arts
Combined Feedback Analysis (Student Feedback)
Academic year: 2021-22

Sr.No.	Question					
1	How do you rate the physical infrastructure of the college Library?					
	A Excellent	37.04%	24.14%	25.86%	39.66%	37.50%
	B Good	0.00%	48.28%	44.83%	39.66%	41.07%
	C Moderate	22.22%	27.59%	29.31%	20.69%	21.43%
	D Average	40.74%	0.00%	0.00%	0.00%	0.00%
	E Below Average	0.00%	0.00%	0.00%	0.00%	0.00%
2	How do you rate the Collection of books, journals and reading material of the college Library?					
	A Excellent	27.78%	34.48%	37.93%	31.03%	26.79%
	B Good	0.00%	32.76%	31.03%	46.55%	50.00%
	C Moderate	24.07%	32.76%	31.03%	22.41%	23.21%
	D Average	48.15%	0.00%	0.00%	0.00%	0.00%
	E Below Average	0.00%	0.00%	0.00%	0.00%	0.00%
3	How do you rate the Support and assistance of the administrative staff?					
	A Excellent	37.04%	32.76%	29.31%	34.48%	37.50%
	B Good	0.00%	43.10%	44.83%	50.00%	48.21%
	C Moderate	12.96%	24.14%	25.86%	15.52%	14.29%
	D Average	50.00%	0.00%	0.00%	0.00%	0.00%
	E Below Average	0.00%	0.00%	0.00%	0.00%	0.00%
4	How do you rate the infrastructure of the college library, computer lab and photography lab?					
	A Excellent	12.96%	20.69%	24.14%	12.07%	12.50%
	B Good	0.00%	51.72%	48.28%	39.66%	39.29%
	C Moderate	50.00%	27.59%	27.59%	48.28%	48.21%
	D Average	37.04%	0.00%	0.00%	0.00%	0.00%
	E Below Average	0.00%	0.00%	0.00%	0.00%	0.00%
5	How do you rate the Amenities and Assistance provided at the college?					
	A Excellent	48.15%	25.86%	25.86%	46.55%	46.43%
	B Good	0.00%	41.38%	41.38%	20.69%	19.64%
	C Moderate	33.33%	32.76%	32.76%	32.76%	33.93%
	D Average	18.52%	0.00%	0.00%	0.00%	0.00%
	E Below Average	0.00%	0.00%	0.00%	0.00%	0.00%
6	How do you rate the Canteen facilities: Food Quality, Abidance, Support staff?					
	A Excellent	46.30%	27.59%	31.03%	44.83%	44.64%
	B Good	0.00%	37.93%	34.48%	51.72%	51.79%
	C Moderate	1.85%	34.48%	34.48%	3.45%	3.57%
	D Average	51.85%	0.00%	0.00%	0.00%	0.00%
	E Below Average	0.00%	0.00%	0.00%	0.00%	0.00%

Sr.No.	Question					
7	Wi-Fi and Internet facility?					
	A Excellent	48.15%	27.59%	25.86%	44.83%	48.21%
	B Good	0.00%	36.21%	36.21%	24.14%	19.64%
	C Moderate	31.48%	36.21%	37.93%	31.03%	32.14%
	D Average	20.37%	0.00%	0.00%	0.00%	0.00%
	E Below Average	0.00%	0.00%	0.00%	0.00%	0.00%
8	How do you rate the infrastructure facilities like Clean Classrooms, Labs etc?					
	A Excellent	27.78%	32.76%	36.21%	44.83%	46.43%
	B Good	0.00%	48.28%	46.55%	22.41%	51.79%
	C Moderate	24.07%	18.97%	17.24%	32.76%	1.79%
	D Average	48.15%	0.00%	0.00%	0.00%	0.00%
	E Below Average	0.00%	0.00%	0.00%	0.00%	0.00%
9	How do you rate the Toilets/washrooms are hygienic and properly maintained?					
	A Excellent	12.96%	32.76%	24.14%	12.07%	44.64%
	B Good	0.00%	43.10%	48.28%	39.66%	51.79%
	C Moderate	50.00%	24.14%	27.59%	48.28%	3.57%
	D Average	37.04%	0.00%	0.00%	0.00%	0.00%
	E Below Average	0.00%	0.00%	0.00%	0.00%	0.00%
10	Are you satisfied with the equipment, amenities, and assistance available and provided for your practice and training sessions for these activities?					
	A Excellent	48.15%	25.86%	37.93%	44.83%	26.79%
	B Good	0.00%	41.38%	31.03%	24.14%	50.00%
	C Moderate	31.48%	32.76%	31.03%	31.03%	23.21%
	D Average	20.37%	0.00%	0.00%	0.00%	0.00%
	E Below Average	0.00%	0.00%	0.00%	0.00%	0.00%
11	Do you think Cultural/Academic Events and Activities are useful and add to the all-round development of the students at the college?					
	A Excellent	37.04%	27.59%	31.03%	31.03%	46.43%
	B Good	0.00%	36.21%	34.48%	46.55%	51.79%
	C Moderate	22.22%	36.21%	34.48%	22.41%	1.79%
	D Average	40.74%	0.00%	0.00%	0.00%	0.00%
	E Below Average	0.00%	0.00%	0.00%	0.00%	0.00%



Bharati Vidyapeeth's College of Fine Arts
Combined Feedback Analysis (Student Feedback)
Academic year: 2020-21

Sr.No.	Question		
1	How do you rate the physical infrastructure of the college Library?		
	A Excellent	0.00%	37.50%
	B Good	0.00%	41.07%
	C Moderate	20.69%	21.43%
	D Average	39.66%	0.00%
	E Below Average	39.66%	0.00%
2	How do you rate the Collection of books, journals and reading material of the college Library?		
	A Excellent	0.00%	28.57%
	B Good	3.45%	48.21%
	C Moderate	22.41%	23.21%
	D Average	43.10%	0.00%
	E Below Average	31.03%	0.00%
3	How do you rate the Support and assistance of the administrative staff?		
	A Excellent	0.00%	35.71%
	B Good	17.24%	48.21%
	C Moderate	15.52%	16.07%
	D Average	32.76%	0.00%
	E Below Average	34.48%	0.00%
4	How do you rate the infrastructure of the college library, computer lab and photography lab?		
	A Excellent	0.00%	12.50%
	B Good	31.03%	39.29%
	C Moderate	48.28%	48.21%
	D Average	8.62%	0.00%
	E Below Average	12.07%	0.00%
5	How do you rate the Amenities and Assistance provided at the college?		
	A Excellent	0.00%	46.43%
	B Good	0.00%	21.43%
	C Moderate	32.76%	32.14%
	D Average	20.69%	0.00%
	E Below Average	46.55%	0.00%

Sr.No.	Question		
6	How do you rate the Canteen facilities: Food Quality, Abidance, Support staff?		
	A Excellent	0.00%	44.64%
	B Good	1.72%	51.79%
	C Moderate	3.45%	3.57%
	D Average	51.72%	0.00%
	E Below Average	43.10%	0.00%
7	Wi-Fi and Internet facility?		
	A Excellent	0.00%	46.43%
	B Good	0.00%	21.43%
	C Moderate	31.03%	32.14%
	D Average	24.14%	0.00%
	E Below Average	44.83%	0.00%
8	How do you rate the infrastructure facilities like Clean Classrooms, Labs etc?		
	A Excellent	0.00%	44.64%
	B Good	0.00%	51.79%
	C Moderate	3.45%	3.57%
	D Average	51.72%	0.00%
	E Below Average	44.83%	0.00%
9	How do you rate the Toilets/washrooms are hygienic and properly maintained?		
	A Excellent	0.00%	28.57%
	B Good	1.72%	48.21%
	C Moderate	3.45%	23.21%
	D Average	51.72%	0.00%
	E Below Average	43.10%	0.00%
10	Are you satisfied with the equipment, amenities, and assistance available and provided for your practice and training sessions for these activities?		
	A Excellent	0.00%	12.50%
	B Good	3.45%	39.29%
	C Moderate	22.41%	48.21%
	D Average	43.10%	0.00%
	E Below Average	31.03%	0.00%
11	Do you think Cultural/Academic Events and Activities are useful and add to the all-round development of the students at the college?		
	A Excellent	0.00%	46.43%
	B Good	0.00%	21.43%
	C Moderate	20.69%	32.14%
	D Average	39.66%	0.00%
	E Below Average	39.66%	0.00%



Bharati Vidyapeeth's College of Fine Arts
Combined Feedback Analysis (Student Feedback)
Academic year: 2019-20

Sr.No.	Question		
1	How do you rate the physical infrastructure of the college Library?		
	A Excellent	24.14%	27.87%
	B Good	43.10%	40.98%
	C Moderate	32.76%	31.15%
	D Average	0.00%	0.00%
	E Below Average	0.00%	0.00%
2	How do you rate the Collection of books, journals and reading material of the college Library?		
	A Excellent	6.90%	6.56%
	B Good	53.45%	57.38%
	C Moderate	39.66%	36.07%
	D Average	0.00%	0.00%
	E Below Average	0.00%	0.00%
3	How do you rate the Support and assistance of the administrative staff?		
	A Excellent	22.41%	26.23%
	B Good	51.72%	52.46%
	C Moderate	25.86%	21.31%
	D Average	0.00%	0.00%
	E Below Average	0.00%	0.00%
4	How do you rate the infrastructure of the college library, computer lab and photography lab?		
	A Excellent	18.97%	22.95%
	B Good	50.00%	47.54%
	C Moderate	31.03%	29.51%
	D Average	0.00%	0.00%
	E Below Average	0.00%	0.00%
5	How do you rate the Amenities and Assistance provided at the college?		
	A Excellent	43.10%	40.98%
	B Good	36.21%	37.70%
	C Moderate	20.69%	21.31%
	D Average	0.00%	0.00%
	E Below Average	0.00%	0.00%

Sr.No.	Question		
6	How do you rate the Canteen facilities: Food Quality, Abidance, Support staff?		
	A Excellent	15.52%	18.03%
	B Good	51.72%	49.18%
	C Moderate	32.76%	32.79%
	D Average	0.00%	0.00%
	E Below Average	0.00%	0.00%
7	Wi-Fi and Internet facility?		
	A Excellent	17.24%	14.75%
	B Good	50.00%	52.46%
	C Moderate	32.76%	32.79%
	D Average	0.00%	0.00%
	E Below Average	0.00%	0.00%
8	How do you rate the infrastructure facilities like Clean Classrooms, Labs etc?		
	A Excellent	44.83%	26.23%
	B Good	44.83%	44.26%
	C Moderate	10.34%	29.51%
	D Average	0.00%	0.00%
	E Below Average	0.00%	0.00%
9	How do you rate the Toilets/washrooms are hygienic and properly maintained?		
	A Excellent	18.97%	26.23%
	B Good	50.00%	52.46%
	C Moderate	31.03%	21.31%
	D Average	0.00%	0.00%
	E Below Average	0.00%	0.00%
10	Are you satisfied with the equipment, amenities, and assistance available and provided for your practice and training sessions for these activities?		
	A Excellent	15.52%	22.95%
	B Good	51.72%	47.54%
	C Moderate	32.76%	29.51%
	D Average	0.00%	0.00%
	E Below Average	0.00%	0.00%
11	Do you think Cultural/Academic Events and Activities are useful and add to the all-round development of the students at the college?		
	A Excellent	6.90%	40.98%
	B Good	53.45%	37.70%
	C Moderate	39.66%	21.31%
	D Average	0.00%	0.00%
	E Below Average	0.00%	0.00%



Bharati Vidyapeeth's College of Fine Arts
Combined Feedback Analysis (Student Feedback)
Academic year: 2018-19

Sr.No.	Question				
1	How do you rate the physical infrastructure of the college Library?				
	A Excellent	16.95%	24.14%	19.67%	24.07%
	B Good	49.15%	46.55%	49.18%	0.00%
	C Moderate	33.90%	29.31%	31.15%	29.63%
	D Average	0.00%	0.00%	0.00%	46.30%
	E Below Average	0.00%	0.00%	0.00%	0.00%
2	How do you rate the Collection of books, journals and reading material of the college Library?				
	A Excellent	27.12%	34.48%	24.59%	35.19%
	B Good	52.54%	32.76%	42.62%	0.00%
	C Moderate	20.34%	32.76%	32.79%	33.33%
	D Average	0.00%	0.00%	0.00%	31.48%
	E Below Average	0.00%	0.00%	0.00%	0.00%
3	How do you rate the Support and assistance of the administrative staff?				
	A Excellent	16.95%	29.31%	27.87%	29.63%
	B Good	52.54%	43.10%	36.07%	0.00%
	C Moderate	30.51%	27.59%	36.07%	25.93%
	D Average	0.00%	0.00%	0.00%	44.44%
	E Below Average	0.00%	0.00%	0.00%	0.00%
4	How do you rate the infrastructure of the college library, computer lab and photography lab?				
	A Excellent	27.12%	20.69%	24.59%	22.22%
	B Good	45.76%	53.45%	40.98%	0.00%
	C Moderate	27.12%	25.86%	34.43%	29.63%
	D Average	0.00%	0.00%	0.00%	48.15%
	E Below Average	0.00%	0.00%	0.00%	0.00%
5	How do you rate the Amenities and Assistance provided at the college?				
	A Excellent	16.95%	27.59%	26.23%	25.93%
	B Good	45.76%	39.66%	40.98%	0.00%
	C Moderate	37.29%	32.76%	32.79%	33.33%
	D Average	0.00%	0.00%	0.00%	40.74%
	E Below Average	0.00%	0.00%	0.00%	0.00%
6	How do you rate the Canteen facilities: Food Quality, Abidance, Support staff?				
	A Excellent	15.25%	31.03%	18.03%	29.63%
	B Good	47.46%	32.76%	50.82%	0.00%
	C Moderate	37.29%	36.21%	31.15%	35.19%
	D Average	0.00%	0.00%	0.00%	35.19%
	E Below Average	0.00%	0.00%	0.00%	0.00%

Sr.No.	Question				
7	Wi-Fi and Internet facility?				
	A Excellent	22.03%	24.14%	24.59%	24.07%
	B Good	49.15%	34.48%	40.98%	0.00%
	C Moderate	28.81%	41.38%	34.43%	38.89%
	D Average	0.00%	0.00%	0.00%	37.04%
E Below Average	0.00%	0.00%	0.00%	0.00%	
8	How do you rate the infrastructure facilities like Clean Classrooms, Labs etc?				
	A Excellent	28.81%	24.14%	26.23%	25.93%
	B Good	50.85%	41.38%	40.98%	0.00%
	C Moderate	20.34%	34.48%	32.79%	33.33%
	D Average	0.00%	0.00%	0.00%	40.74%
E Below Average	0.00%	0.00%	0.00%	0.00%	
9	How do you rate the Toilets/washrooms are hygienic and properly maintained?				
	A Excellent	27.12%	18.97%	19.67%	20.37%
	B Good	42.37%	50.00%	49.18%	0.00%
	C Moderate	30.51%	31.03%	31.15%	31.48%
	D Average	0.00%	0.00%	0.00%	48.15%
E Below Average	0.00%	0.00%	0.00%	0.00%	
10	Are you satisfied with the equipment, amenities, and assistance available and provided for your practice and training sessions for these activities?				
	A Excellent	15.25%	31.03%	26.23%	29.63%
	B Good	47.46%	32.76%	40.98%	0.00%
	C Moderate	37.29%	36.21%	32.79%	35.19%
	D Average	0.00%	0.00%	0.00%	35.19%
E Below Average	0.00%	0.00%	0.00%	0.00%	
11	Do you think Cultural/Academic Events and Activities are useful and add to the all-round development of the students at the college?				
	A Excellent	16.95%	29.31%	24.59%	35.19%
	B Good	52.54%	43.10%	40.98%	0.00%
	C Moderate	30.51%	27.59%	34.43%	33.33%
	D Average	0.00%	0.00%	0.00%	31.48%
E Below Average	0.00%	0.00%	0.00%	0.00%	



Bharati Vidyapeeth's College of Fine Arts

Combined Feedback Analysis

Academic Year : 2022-23

This report consists of following activities :

Title : Faculty/ Employee

Total number of response(s) : 24

Question	Infrastructure Evaluation: How would you rate the overall infrastructure (buildings, classrooms, laboratories, etc.) of the college?			
Answer	Value	No. of response(s)	Response value	Response %
● E: Excellent	5	8	40	33.33
● G: Good	4	6	24	25.00
● M: Moderate	3	0	0	0.00
● A: Average	2	3	6	12.50
● BA: Below Average.	1	7	7	29.17
Performance				64.17



Question	Classroom Facilities: A. Are the classrooms adequately equipped with necessary teaching aids and technology? B. Do you find the classrooms conducive to effective teaching and learning?			
Answer	Value	No. of response(s)	Response value	Response %
● E: Excellent	5	7	35	29.17
● G: Good	4	7	28	29.17
● M: Moderate	3	0	0	0.00
● A: Average	2	3	6	12.50
● BA: Below Average.	1	7	7	29.17
Performance				63.33



Question	Laboratories and Resources: How would you rate the quality and accessibility of laboratory facilities and resources?			
Answer	Value	No. of response(s)	Response value	Response %
● E: Excellent	5	7	35	29.17
● G: Good	4	7	28	29.17
● M: Moderate	3	0	0	0.00
● A: Average	2	3	6	12.50
● BA: Below Average	1	7	7	29.17
Performance				63.33



Question	Administrative Support: Rate the responsiveness and support received from the college administration for your teaching needs or concerns.			
Answer	Value	No. of response(s)	Response value	Response %
● E: Excellent	5	9	45	37.50
● G: Good	4	5	20	20.83
● M: Moderate	3	1	3	4.17
● A: Average	2	1	2	4.17
● BA: Below Average	1	8	8	33.33
Performance				65.00



Question	Communication and Coordination: How effective is the communication between the faculty and college administration regarding infrastructure-related issues or improvements?			
Answer	Value	No. of response(s)	Response value	Response %
● E: Excellent	5	5	25	20.83
● G: Good	4	9	36	37.50
● M: Moderate	3	1	3	4.17
● A: Average	2	3	6	12.50
● BA: Below Average.	1	6	6	25.00
Performance				63.33



Question	Suggestions for Improvement: What improvements or enhancements would you suggest for the college infrastructure to better support teaching and faculty needs?			
Answer	Value	No. of response(s)	Response value	Response %
● E: Excellent	5	3	15	12.50
● G: Good	4	11	44	45.83
● M: Moderate	3	1	3	4.17
● A: Average	2	4	8	16.67
● BA: Below Average	1	5	5	20.83
Performance				62.50



Question	The College encourages participatory decision by making involving employees at various levels?			
Answer	Value	No. of response(s)	Response value	Response %
● E: Excellent	5	5	25	20.83
● G: Good	4	9	36	37.50
● M: Moderate	3	0	0	0.00
● A: Average	2	2	4	8.33
● BA: Below Average.	1	8	8	33.33
Performance				60.83



Question	College encourages Faculty members to participate in designing and developing the course curriculum at university levels?			
Answer	Value	No. of response(s)	Response value	Response %
● E: Excellent	5	9	45	37.50
● G: Good	4	5	20	20.83
● M: Moderate	3	0	0	0.00
● A: Average	2	1	2	4.17
● BA: Below Average.	1	9	9	37.50
Performance				63.33



Question	Faculty members have the freedom to adopt new techniques / strategies of teaching such as group discussions, seminar presentations?			
Answer	Value	No. of response(s)	Response value	Response %
● E: Excellent	5	9	45	37.50
● G: Good	4	5	20	20.83
● M: Moderate	3	0	0	0.00
● A: Average	2	1	2	4.17
● BA: Below Average	1	9	9	37.50
Performance				63.33

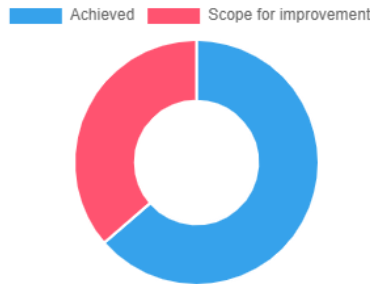


Question	College encourages faculty members to invite experts from academia, research institutions and industry in workshops/ seminars?			
Answer	Value	No. of response(s)	Response value	Response %
● E: Excellent	5	9	45	37.50
● G: Good	4	5	20	20.83
● M: Moderate	3	0	0	0.00
● A: Average	2	3	6	12.50
● BA: Below Average	1	7	7	29.17
Performance				65.00

Question	The College has taken initiatives to encourage research?			
Answer	Value	No. of response(s)	Response value	Response %
● E: Excellent	5	8	40	33.33
● G: Good	4	6	24	25.00
● M: Moderate	3	0	0	0.00
● A: Average	2	3	6	12.50
● BA: Below Average.	1	7	7	29.17
Performance				64.17



Question	Overall, how satisfied are you with the college infrastructure and administrative support provided?			
Answer	Value	No. of response(s)	Response value	Response %
● E: Excellent	5	10	50	41.67
● G: Good	4	4	16	16.67
● M: Moderate	3	0	0	0.00
● A: Average	2	2	4	8.33
● BA: Below Average	1	8	8	33.33
Performance				65.00





Bharati Vidyapeeth's College of Fine Arts

Combined Feedback Analysis

Academic Year : 2021-22

This report consists of following activities :

Title : Teaching Feedback

Total number of response(s) : 15

Question	Infrastructure Evaluation: How would you rate the overall infrastructure (buildings, classrooms, laboratories, etc.) of the college?			
Answer	Value	No. of response(s)	Response value	Response %
● Excellent	5	9	45	60.00
● Good	4	2	8	13.33
● Moderate	3	4	12	26.67
● Average	2	0	0	0.00
● Below Average	1	0	0	0.00
Performance				86.67



Question	Classroom Facilities: A. Are the classrooms adequately equipped with necessary teaching aids and technology? B. Do you find the classrooms conducive to effective teaching and learning?			
Answer	Value	No. of response(s)	Response value	Response %
● Excellent	5	0	0	0.00
● Good	4	19	76	63.33
● Moderate	3	11	33	36.67
● Average	2	0	0	0.00
● Below Average	1	0	0	0.00
Performance				72.67



Question	Classroom Facilities: A. Are the classrooms adequately equipped with necessary teaching aids and technology? B. Do you find the classrooms conducive to effective teaching and learning?			
Answer	Value	No. of response(s)	Response value	Response %
● Excellent	5	14	70	46.67
● Good	4	10	40	33.33
● Moderate	3	6	18	20.00
● Average	2	0	0	0.00
● Below Average	1	0	0	0.00
Performance				85.33



Question	Laboratories and Resources: How would you rate the quality and accessibility of laboratory facilities and resources?			
Answer	Value	No. of response(s)	Response value	Response %
● Excellent	5	2	10	13.33
● Good	4	10	40	66.67
● Moderate	3	3	9	20.00
● Average	2	0	0	0.00
● Below Average	1	0	0	0.00
Performance				78.67



Question	Administrative Support: Rate the responsiveness and support received from the college administration for your teaching needs or concerns.			
Answer	Value	No. of response(s)	Response value	Response %
Excellent	5	2	10	13.33
Good	4	10	40	66.67
Moderate	3	3	9	20.00
Average	2	0	0	0.00
Below Average	1	0	0	0.00
Performance				78.67

Question	Communication and Coordination: How effective is the communication between the faculty and college administration regarding infrastructure-related issues or improvements?			
Answer	Value	No. of response(s)	Response value	Response %
Excellent	5	3	15	20.00
Good	4	8	32	53.33
Moderate	3	4	12	26.67
Average	2	0	0	0.00
Below Average	1	0	0	0.00
Performance				78.67



Question	Maintenance and Upkeep: Are there any maintenance issues within the college premises that have affected your teaching or work environment?			
Answer	Value	No. of response(s)	Response value	Response %
Excellent	5	9	45	60.00
Good	4	3	12	20.00
Moderate	3	3	9	20.00
Average	2	0	0	0.00
Below Average	1	0	0	0.00
Performance				88.00



Question	The College encourages participatory decision making by involving employees at various levels			
Answer	Value	No. of response(s)	Response value	Response %
Excellent	5	8	40	53.33
Good	4	3	12	20.00
Moderate	3	4	12	26.67
Average	2	0	0	0.00
Below Average	1	0	0	0.00
Performance				85.33

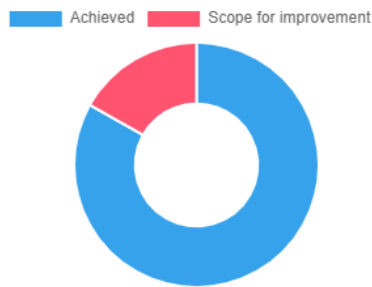


Question	College encourages Faculty members to participate in designing and developing the course curriculum at University level.			
Answer	Value	No. of response(s)	Response value	Response %
Excellent	5	8	40	53.33
Good	4	4	16	26.67
Moderate	3	3	9	20.00
Average	2	0	0	0.00
Below Average	1	0	0	0.00
Performance				86.67



Question	Faculty members have the freedom to adopt new techniques / strategies of teaching such as group discussions, seminar presentations			
Answer	Value	No. of response(s)	Response value	Response %
<input checked="" type="radio"/> Excellent	5	10	50	66.67
<input type="radio"/> Good	4	3	12	20.00
<input type="radio"/> Moderate	3	2	6	13.33
<input type="radio"/> Average	2	0	0	0.00
<input type="radio"/> Below Average	1	0	0	0.00
Performance				90.67

Question	College encourages faculty members to invite experts from academia, research institutions and industry in workshops/seminars			
Answer	Value	No. of response(s)	Response value	Response %
<input checked="" type="radio"/> Excellent	5	0	0	0.00
<input type="radio"/> Good	4	0	0	0.00
<input type="radio"/> Moderate	3	0	0	0.00
<input type="radio"/> Average	2	0	0	0.00
<input type="radio"/> Below Average	1	0	0	0.00
Performance				0





Bharati Vidyapeeth's College of Fine Arts

Combined Feedback Analysis

Academic Year : 2020-21

This report consists of following activities :

Title : Faculty/ Employee

Total number of response(s) : 15

Question	Infrastructure Evaluation: How would you rate the overall infrastructure (buildings, classrooms, laboratories, etc.) of the college?			
Answer	Value	No. of response(s)	Response value	Response %
● Excellent	5	9	45	60.00
● Good	4	4	16	26.67
● Moderate	3	2	6	13.33
● Average	2	0	0	0.00
● Below Average	1	0	0	0.00
Performance				89.33



Question	Classroom Facilities: A. Are the classrooms adequately equipped with necessary teaching aids and technology? B. Do you find the classrooms conducive to effective teaching and learning?			
Answer	Value	No. of response(s)	Response value	Response %
● Excellent	5	10	50	33.33
● Good	4	16	64	53.33
● Moderate	3	4	12	13.33
● Average	2	0	0	0.00
● Below Average	1	0	0	0.00
Performance				84.00



Question	Classroom Facilities: A. Are the classrooms adequately equipped with necessary teaching aids and technology? B. Do you find the classrooms conducive to effective teaching and learning?			
Answer	Value	No. of response(s)	Response value	Response %
● Excellent	5	8	40	26.67
● Good	4	11	44	36.67
● Moderate	3	11	33	36.67
● Average	2	0	0	0.00
● Below Average	1	0	0	0.00
Performance				78.00



Question	Laboratories and Resources: How would you rate the quality and accessibility of laboratory facilities and resources?			
Answer	Value	No. of response(s)	Response value	Response %
● Excellent	5	7	35	46.67
● Good	4	4	16	26.67
● Moderate	3	4	12	26.67
● Average	2	0	0	0.00
● Below Average	1	0	0	0.00
Performance				84.00



Question	Administrative Support: Rate the responsiveness and support received from the college administration for your teaching needs or concerns.			
Answer	Value	No. of response(s)	Response value	Response %
● Excellent	5	2	10	13.33
● Good	4	8	32	53.33
● Moderate	3	5	15	33.33
● Average	2	0	0	0.00
● Below Average	1	0	0	0.00
Performance				76.00

Question	Communication and Coordination: How effective is the communication between the faculty and college administration regarding infrastructure-related issues or improvements?			
Answer	Value	No. of response(s)	Response value	Response %
● Excellent	5	3	15	20.00
● Good	4	4	16	26.67
● Moderate	3	8	24	53.33
● Average	2	0	0	0.00
● Below Average	1	0	0	0.00
Performance				73.33



Question	Maintenance and Upkeep: Are there any maintenance issues within the college premises that have affected your teaching or work environment?			
Answer	Value	No. of response(s)	Response value	Response %
● Excellent	5	4	20	26.67
● Good	4	5	20	33.33
● Moderate	3	6	18	40.00
● Average	2	0	0	0.00
● Below Average	1	0	0	0.00
Performance				77.33



Question	The College encourages participatory decision making by involving employees at various levels			
Answer	Value	No. of response(s)	Response value	Response %
● Excellent	5	6	30	40.00
● Good	4	6	24	40.00
● Moderate	3	3	9	20.00
● Average	2	0	0	0.00
● Below Average	1	0	0	0.00
Performance				84.00

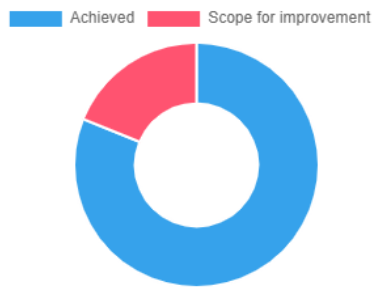


Question	College encourages Faculty members to participate in designing and developing the course curriculum at University level.			
Answer	Value	No. of response(s)	Response value	Response %
● Excellent	5	4	20	26.67
● Good	4	6	24	40.00
● Moderate	3	5	15	33.33
● Average	2	0	0	0.00
● Below Average	1	0	0	0.00
Performance				78.67



Question	Faculty members have the freedom to adopt new techniques / strategies of teaching such as group discussions, seminar presentations			
Answer	Value	No. of response(s)	Response value	Response %
● Excellent	5	7	35	46.67
● Good	4	6	24	40.00
● Moderate	3	2	6	13.33
● Average	2	0	0	0.00
● Below Average	1	0	0	0.00
Performance				86.67

Question	College encourages faculty members to invite experts from academia, research institutions and industry in workshops/seminars			
Answer	Value	No. of response(s)	Response value	Response %
● Excellent	5	0	0	0.00
● Good	4	0	0	0.00
● Moderate	3	0	0	0.00
● Average	2	0	0	0.00
● Below Average	1	0	0	0.00
Performance				0





Bharati Vidyapeeth's College of Fine Arts

Combined Feedback Analysis

Academic Year : 2019-20

This report consists of following activities :

Title : Faculty/ Employee

Total number of response(s) : 15

Question	Infrastructure Evaluation: How would you rate the overall infrastructure (buildings, classrooms, laboratories, etc.) of the college?			
Answer	Value	No. of response(s)	Response value	Response %
● Excellent	5	9	45	60.00
● Good	4	6	24	40.00
● Moderate	3	0	0	0.00
● Average	2	0	0	0.00
● Below Average	1	0	0	0.00
Performance				92.00



Question	Classroom Facilities: A. Are the classrooms adequately equipped with necessary teaching aids and technology? B. Do you find the classrooms conducive to effective teaching and learning?			
Answer	Value	No. of response(s)	Response value	Response %
● Excellent	5	9	45	30.00
● Good	4	21	84	70.00
● Moderate	3	0	0	0.00
● Average	2	0	0	0.00
● Below Average	1	0	0	0.00
Performance				86.00



Question	Classroom Facilities: A. Are the classrooms adequately equipped with necessary teaching aids and technology? B. Do you find the classrooms conducive to effective teaching and learning?			
Answer	Value	No. of response(s)	Response value	Response %
● Excellent	5	15	75	50.00
● Good	4	15	60	50.00
● Moderate	3	0	0	0.00
● Average	2	0	0	0.00
● Below Average	1	0	0	0.00
Performance				90.00



Question	Laboratories and Resources: How would you rate the quality and accessibility of laboratory facilities and resources?			
Answer	Value	No. of response(s)	Response value	Response %
● Excellent	5	5	25	33.33
● Good	4	10	40	66.67
● Moderate	3	0	0	0.00
● Average	2	0	0	0.00
● Below Average	1	0	0	0.00
Performance				86.67



Question	Administrative Support: Rate the responsiveness and support received from the college administration for your teaching needs or concerns.			
Answer	Value	No. of response(s)	Response value	Response %
● Excellent	5	10	50	66.67
● Good	4	5	20	33.33
● Moderate	3	0	0	0.00
● Average	2	0	0	0.00
● Below Average	1	0	0	0.00
Performance				93.33

Question	Communication and Coordination: How effective is the communication between the faculty and college administration regarding infrastructure-related issues or improvements?			
Answer	Value	No. of response(s)	Response value	Response %
● Excellent	5	5	25	33.33
● Good	4	10	40	66.67
● Moderate	3	0	0	0.00
● Average	2	0	0	0.00
● Below Average	1	0	0	0.00
Performance				86.67



Question	Maintenance and Upkeep: Are there any maintenance issues within the college premises that have affected your teaching or work environment?			
Answer	Value	No. of response(s)	Response value	Response %
● Excellent	5	6	30	40.00
● Good	4	9	36	60.00
● Moderate	3	0	0	0.00
● Average	2	0	0	0.00
● Below Average	1	0	0	0.00
Performance				88.00



Question	The College encourages participatory decision making by involving employees at various levels			
Answer	Value	No. of response(s)	Response value	Response %
● Excellent	5	10	50	66.67
● Good	4	5	20	33.33
● Moderate	3	0	0	0.00
● Average	2	0	0	0.00
● Below Average	1	0	0	0.00
Performance				93.33

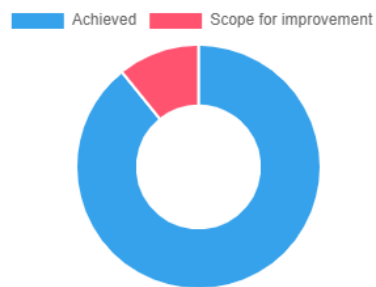


Question	College encourages Faculty members to participate in designing and developing the course curriculum at University level.			
Answer	Value	No. of response(s)	Response value	Response %
● Excellent	5	4	20	26.67
● Good	4	11	44	73.33
● Moderate	3	0	0	0.00
● Average	2	0	0	0.00
● Below Average	1	0	0	0.00
Performance				85.33



Question	Faculty members have the freedom to adopt new techniques / strategies of teaching such as group discussions, seminar presentations			
Answer	Value	No. of response(s)	Response value	Response %
<input checked="" type="radio"/> Excellent	5	8	40	53.33
<input type="radio"/> Good	4	7	28	46.67
<input type="radio"/> Moderate	3	0	0	0.00
<input type="radio"/> Average	2	0	0	0.00
<input type="radio"/> Below Average	1	0	0	0.00
Performance				90.67

Question	College encourages faculty members to invite experts from academia, research institutions and industry in workshops/seminars			
Answer	Value	No. of response(s)	Response value	Response %
<input checked="" type="radio"/> Excellent	5	0	0	0.00
<input type="radio"/> Good	4	0	0	0.00
<input type="radio"/> Moderate	3	0	0	0.00
<input type="radio"/> Average	2	0	0	0.00
<input type="radio"/> Below Average	1	0	0	0.00
Performance				0





Bharati Vidyapeeth's College of Fine Arts

Combined Feedback Analysis

Academic Year : 2018-19

This report consists of following activities :

Title : Faculty/ Employee

Total number of response(s) : 17

Question	Infrastructure Evaluation: How would you rate the overall infrastructure (buildings, classrooms, laboratories, etc.) of the college?			
Answer	Value	No. of response(s)	Response value	Response %
● Excellent	5	0	0	0.00
● Good	4	0	0	0.00
● Moderate	3	0	0	0.00
● Average	2	11	22	64.71
● Below Average	1	6	6	35.29
Performance				32.94



Question	Classroom Facilities: A. Are the classrooms adequately equipped with necessary teaching aids and technology? B. Do you find the classrooms conducive to effective teaching and learning?			
Answer	Value	No. of response(s)	Response value	Response %
● Excellent	5	0	0	0.00
● Good	4	0	0	0.00
● Moderate	3	0	0	0.00
● Average	2	11	22	32.35
● Below Average	1	23	23	67.65
Performance				26.47



Question	Classroom Facilities: A. Are the classrooms adequately equipped with necessary teaching aids and technology? B. Do you find the classrooms conducive to effective teaching and learning?			
Answer	Value	No. of response(s)	Response value	Response %
● Excellent	5	0	0	0.00
● Good	4	0	0	0.00
● Moderate	3	1	3	2.94
● Average	2	21	42	61.76
● Below Average	1	12	12	35.29
Performance				33.53



Question	Laboratories and Resources: How would you rate the quality and accessibility of laboratory facilities and resources?			
Answer	Value	No. of response(s)	Response value	Response %
● Excellent	5	0	0	0.00
● Good	4	0	0	0.00
● Moderate	3	0	0	0.00
● Average	2	5	10	29.41
● Below Average	1	12	12	70.59
Performance				25.88



Question	Administrative Support: Rate the responsiveness and support received from the college administration for your teaching needs or concerns.			
Answer	Value	No. of response(s)	Response value	Response %
● Excellent	5	0	0	0.00
● Good	4	0	0	0.00
● Moderate	3	0	0	0.00
● Average	2	11	22	64.71
● Below Average	1	6	6	35.29
Performance				32.94

Question	Communication and Coordination: How effective is the communication between the faculty and college administration regarding infrastructure-related issues or improvements?			
Answer	Value	No. of response(s)	Response value	Response %
● Excellent	5	0	0	0.00
● Good	4	0	0	0.00
● Moderate	3	4	12	23.53
● Average	2	1	2	5.88
● Below Average	1	12	12	70.59
Performance				30.59



Question	Maintenance and Upkeep: Are there any maintenance issues within the college premises that have affected your teaching or work environment?			
Answer	Value	No. of response(s)	Response value	Response %
● Excellent	5	0	0	0.00
● Good	4	4	16	23.53
● Moderate	3	0	0	0.00
● Average	2	12	24	70.59
● Below Average	1	1	1	5.88
Performance				48.24



Question	The College encourages participatory decision making by involving employees at various levels			
Answer	Value	No. of response(s)	Response value	Response %
● Excellent	5	0	0	0.00
● Good	4	0	0	0.00
● Moderate	3	2	6	11.76
● Average	2	2	4	11.76
● Below Average	1	13	13	76.47
Performance				27.06

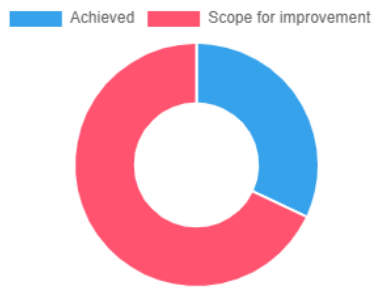


Question	College encourages Faculty members to participate in designing and developing the course curriculum at University level.			
Answer	Value	No. of response(s)	Response value	Response %
● Excellent	5	0	0	0.00
● Good	4	0	0	0.00
● Moderate	3	0	0	0.00
● Average	2	13	26	76.47
● Below Average	1	4	4	23.53
Performance				35.29



Question	Faculty members have the freedom to adopt new techniques / strategies of teaching such as group discussions, seminar presentations			
Answer	Value	No. of response(s)	Response value	Response %
● Excellent	5	0	0	0.00
● Good	4	0	0	0.00
● Moderate	3	0	0	0.00
● Average	2	6	12	35.29
● Below Average	1	11	11	64.71
Performance				27.06

Question	College encourages faculty members to invite experts from academia, research institutions and industry in workshops/seminars			
Answer	Value	No. of response(s)	Response value	Response %
● Excellent	5	0	0	0.00
● Good	4	0	0	0.00
● Moderate	3	0	0	0.00
● Average	2	0	0	0.00
● Below Average	1	0	0	0.00
Performance				0





Bharati Vidyapeeth's College of Fine Arts

Combined Feedback Analysis

Academic Year : 2022-23

This report consists of following activities :

Title : Alumni Feedback

Total number of response(s) : 58

Question	College Experience: Reflecting on your time at the college, how would you describe your overall experience?			
Answer	Value	No. of response(s)	Response value	Response %
● E: Excellent	5	36	180	62.07
● G: Good	4	20	80	34.48
● M: Moderate	3	2	6	3.45
● A: Average	2	0	0	0.00
● BA: Below Average.	1	0	0	0.00
Performance				91.72



Question	Impact of College Education: How has your education at the college influenced your career or personal development?			
Answer	Value	No. of response(s)	Response value	Response %
● E: Excellent	5	14	70	24.14
● G: Good	4	39	156	67.24
● M: Moderate	3	5	15	8.62
● A: Average	2	0	0	0.00
● BA: Below Average	1	0	0	0.00
Performance				83.10



Question	Programs and Curriculum: A. Did the programs and curriculum adequately prepare you for your career or further studies? B. Any specific courses or experiences that were particularly impactful or beneficial for you?			
Answer	Value	No. of response(s)	Response value	Response %
● E: Excellent	5	40	200	68.97
● G: Good	4	16	64	27.59
● M: Moderate	3	2	6	3.45
● A: Average	2	0	0	0.00
● BA: Below Average.	1	0	0	0.00
Performance				93.10



Question	Support and Resources: A Did you find the college's support services beneficial during and after your time as a student? B Were resources like career services, networks, or mentor ship programs helpful for your professional growth?			
Answer	Value	No. of response(s)	Response value	Response %
● E: Excellent	5	35	175	60.34
● G: Good	4	21	84	36.21
● M: Moderate	3	2	6	3.45
● A: Average	2	0	0	0.00
● BA: Below Average.	1	0	0	0.00
Performance				91.38



Question	Alumni Engagement: A Have you been involved in any alumni activities or events since graduating? B. If NO how would you like to be an active part of alumni association in future? C. How do you perceive the level of engagement and support for alumni?			
Answer	Value	No. of response(s)	Response value	Response %
● E: Excellent	5	15	75	25.86
● G: Good	4	36	144	62.07
● M: Moderate	3	7	21	12.07
● A: Average	2	0	0	0.00
● BA: Below Average.	1	0	0	0.00
Performance				82.76



Question	College's Impact on Community/Industry: How do you think the college has contributed to the local community or your industry?			
Answer	Value	No. of response(s)	Response value	Response %
● E: Excellent	5	30	150	51.72
● G: Good	4	23	92	39.66
● M: Moderate	3	5	15	8.62
● A: Average	2	0	0	0.00
● BA: Below Average.	1	0	0	0.00
Performance				88.62





Bharati Vidyapeeth's College of Fine Arts

Combined Feedback Analysis

Academic Year : 2021-22

This report consists of following activities :

Title : Alumni Feedback

Total number of response(s) : 54

Question	College Experience: Reflecting on your time at the college, how would you describe your overall experience?			
Answer	Value	No. of response(s)	Response value	Response %
● E: Excellent	5	36	180	66.67
● G: Good	4	15	60	27.78
● M: Moderate	3	3	9	5.56
● A: Average	2	0	0	0.00
● BA: Below Average.	1	0	0	0.00
Performance				92.22



Question	Impact of College Education: How has your education at the college influenced your career or personal development?			
Answer	Value	No. of response(s)	Response value	Response %
● E: Excellent	5	8	40	14.81
● G: Good	4	43	172	79.63
● M: Moderate	3	3	9	5.56
● A: Average	2	0	0	0.00
● BA: Below Average	1	0	0	0.00
Performance				81.85



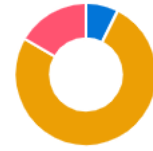
Question	Programs and Curriculum: A. Did the programs and curriculum adequately prepare you for your career or further studies? B. Any specific courses or experiences that were particularly impactful or beneficial for you?			
Answer	Value	No. of response(s)	Response value	Response %
● E: Excellent	5	40	200	74.07
● G: Good	4	13	52	24.07
● M: Moderate	3	1	3	1.85
● A: Average	2	0	0	0.00
● BA: Below Average.	1	0	0	0.00
Performance				94.44



Question	Support and Resources: A Did you find the college's support services beneficial during and after your time as a student? B Were resources like career services, networks, or mentor ship programs helpful for your professional growth?			
Answer	Value	No. of response(s)	Response value	Response %
● E: Excellent	5	42	210	77.78
● G: Good	4	12	48	22.22
● M: Moderate	3	0	0	0.00
● A: Average	2	0	0	0.00
● BA: Below Average.	1	0	0	0.00
Performance				95.56



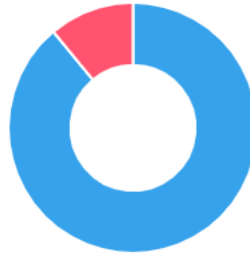
Question	Alumni Engagement: A Have you been involved in any alumni activities or events since graduating? B. If NO how would you like to be an active part of alumni association in future? C. How do you perceive the level of engagement and support for alumni?			
Answer	Value	No. of response(s)	Response value	Response %
● E: Excellent	5	4	20	7.41
● G: Good	4	41	164	75.93
● M: Moderate	3	9	27	16.67
● A: Average	2	0	0	0.00
● BA: Below Average.	1	0	0	0.00
Performance				78.15



Question	College's Impact on Community/Industry: How do you think the college has contributed to the local community or your industry?			
Answer	Value	No. of response(s)	Response value	Response %
● E: Excellent	5	36	180	66.67
● G: Good	4	13	52	24.07
● M: Moderate	3	5	15	9.26
● A: Average	2	0	0	0.00
● BA: Below Average.	1	0	0	0.00
Performance				91.48



■ Achieved ■ Scope for improvement





Bharati Vidyapeeth's College of Fine Arts

Combined Feedback Analysis

Academic Year : 2020-21

This report consists of following activities :

Title : Alumni feedback

Total number of response(s) : 58

Question	College Experience: Reflecting on your time at the college, how would you describe your overall experience?			
Answer	Value	No. of response(s)	Response value	Response %
● E: Excellent	5	23	115	39.66
● G: Good	4	30	120	51.72
● M: Moderate	3	5	15	8.62
● A: Average	2	0	0	0.00
● BA: Below Average.	1	0	0	0.00
Performance				86.21



Question	Impact of College Education: How has your education at the college influenced your career or personal development?			
Answer	Value	No. of response(s)	Response value	Response %
● E: Excellent	5	29	145	50.00
● G: Good	4	25	100	43.10
● M: Moderate	3	4	12	6.90
● A: Average	2	0	0	0.00
● BA: Below Average	1	0	0	0.00
Performance				88.62



Question	Programs and Curriculum: A. Did the programs and curriculum adequately prepare you for your career or further studies? B. Any specific courses or experiences that were particularly impactful or beneficial for you?			
Answer	Value	No. of response(s)	Response value	Response %
● E: Excellent	5	23	115	39.66
● G: Good	4	32	128	55.17
● M: Moderate	3	3	9	5.17
● A: Average	2	0	0	0.00
● BA: Below Average.	1	0	0	0.00
Performance				86.90



Question	Support and Resources: A Did you find the college's support services beneficial during and after your time as a student? B Were resources like career services, networks, or mentor ship programs helpful for your professional growth?			
Answer	Value	No. of response(s)	Response value	Response %
● E: Excellent	5	21	105	36.21
● G: Good	4	33	132	56.90
● M: Moderate	3	4	12	6.90
● A: Average	2	0	0	0.00
● BA: Below Average.	1	0	0	0.00
Performance				85.86



Question	Alumni Engagement: A Have you been involved in any alumni activities or events since graduating? B. If NO how would you like to be an active part of alumni association in future? C. How do you perceive the level of engagement and support for alumni?			
Answer	Value	No. of response(s)	Response value	Response %
● E: Excellent	5	21	105	36.21
● G: Good	4	30	120	51.72
● M: Moderate	3	7	21	12.07
● A: Average	2	0	0	0.00
● BA: Below Average.	1	0	0	0.00
Performance				84.83



Question	College's Impact on Community/Industry: How do you think the college has contributed to the local community or your industry?			
Answer	Value	No. of response(s)	Response value	Response %
● E: Excellent	5	12	60	20.69
● G: Good	4	37	148	63.79
● M: Moderate	3	9	27	15.52
● A: Average	2	0	0	0.00
● BA: Below Average.	1	0	0	0.00
Performance				81.03





Bharati Vidyapeeth's College of Fine Arts

Feedback Analysis

Title : Alumni Feedback

Academic Year : 2019-20

Class : Bachelor of Fine Art - Applied Arts

Total number of response(s) : 61

Question	College Experience: Reflecting on your time at the college, how would you describe your overall experience?			
Answer	Value	No. of response(s)	Response value	Response %
● E: Excellent	5	24	120	39.34
● G: Good	4	33	132	54.10
● M: Moderate	3	4	12	6.56
● A: Average	2	0	0	0.00
● BA: Below Average.	1	0	0	0.00
Performance				86.56



Question	Impact of College Education: How has your education at the college influenced your career or personal development?			
Answer	Value	No. of response(s)	Response value	Response %
● E: Excellent	5	38	190	62.30
● G: Good	4	19	76	31.15
● M: Moderate	3	4	12	6.56
● A: Average	2	0	0	0.00
● BA: Below Average	1	0	0	0.00
Performance				91.15



Question	Programs and Curriculum: A. Did the programs and curriculum adequately prepare you for your career or further studies? B. Any specific courses or experiences that were particularly impactful or beneficial for you?			
Answer	Value	No. of response(s)	Response value	Response %
● E: Excellent	5	20	100	32.79
● G: Good	4	37	148	60.66
● M: Moderate	3	4	12	6.56
● A: Average	2	0	0	0.00
● BA: Below Average.	1	0	0	0.00
Performance				85.25



Question	Support and Resources: A Did you find the college's support services beneficial during and after your time as a student? B Were resources like career services, networks, or mentor ship programs helpful for your professional growth?			
Answer	Value	No. of response(s)	Response value	Response %
● E: Excellent	5	22	110	36.07
● G: Good	4	36	144	59.02
● M: Moderate	3	3	9	4.92
● A: Average	2	0	0	0.00
● BA: Below Average.	1	0	0	0.00
Performance				86.23



Question	Alumni Engagement: A Have you been involved in any alumni activities or events since graduating? B. If NO how would you like to be an active part of alumni association in future? C. How do you perceive the level of engagement and support for alumni?			
Answer	Value	No. of response(s)	Response value	Response %
● E: Excellent	5	20	100	32.79
● G: Good	4	33	132	54.10
● M: Moderate	3	8	24	13.11
● A: Average	2	0	0	0.00
● BA: Below Average.	1	0	0	0.00
Performance				83.93



Question	College's Impact on Community/Industry: How do you think the college has contributed to the local community or your industry?			
Answer	Value	No. of response(s)	Response value	Response %
● E: Excellent	5	12	60	19.67
● G: Good	4	39	156	63.93
● M: Moderate	3	10	30	16.39
● A: Average	2	0	0	0.00
● BA: Below Average.	1	0	0	0.00
Performance				80.66



Interpretation and Action Taken

Enter interpretation and action taken for this feedback.



Bharati Vidyapeeth's College of Fine Arts

Feedback Analysis

Title : Alumni Feedback

Academic Year : 2018-19

Class : Bachelor of Fine Art - Applied Arts

Total number of response(s) : 59

Question	College Experience: Reflecting on your time at the college, how would you describe your overall experience?			
Answer	Value	No. of response(s)	Response value	Response %
● E: Excellent	5	0	0	0.00
● G: Good	4	0	0	0.00
● M: Moderate	3	4	12	6.78
● A: Average	2	39	78	66.10
● BA: Below Average.	1	16	16	27.12
Performance				35.93



Question	Impact of College Education: How has your education at the college influenced your career or personal development?			
Answer	Value	No. of response(s)	Response value	Response %
● E: Excellent	5	0	0	0.00
● G: Good	4	0	0	0.00
● M: Moderate	3	4	12	6.78
● A: Average	2	22	44	37.29
● BA: Below Average	1	33	33	55.93
Performance				30.17



Question	Programs and Curriculum: A. Did the programs and curriculum adequately prepare you for your career or further studies? B. Any specific courses or experiences that were particularly impactful or beneficial for you?			
Answer	Value	No. of response(s)	Response value	Response %
● E: Excellent	5	0	0	0.00
● G: Good	4	0	0	0.00
● M: Moderate	3	4	12	6.78
● A: Average	2	40	80	67.80
● BA: Below Average.	1	15	15	25.42
Performance				36.27



Question	Support and Resources: A Did you find the college's support services beneficial during and after your time as a student? B Were resources like career services, networks, or mentor ship programs helpful for your professional growth?			
Answer	Value	No. of response(s)	Response value	Response %
● E: Excellent	5	0	0	0.00
● G: Good	4	0	0	0.00
● M: Moderate	3	3	9	5.08
● A: Average	2	38	76	64.41
● BA: Below Average.	1	18	18	30.51
Performance				34.92



Question	Alumni Engagement: A Have you been involved in any alumni activities or events since graduating? B. If NO how would you like to be an active part of alumni association in future? C. How do you perceive the level of engagement and support for alumni?			
Answer	Value	No. of response(s)	Response value	Response %
● E: Excellent	5	0	0	0.00
● G: Good	4	0	0	0.00
● M: Moderate	3	8	24	13.56
● A: Average	2	35	70	59.32
● BA: Below Average.	1	16	16	27.12
Performance				37.29



Question	College's Impact on Community/Industry: How do you think the college has contributed to the local community or your industry?			
Answer	Value	No. of response(s)	Response value	Response %
● E: Excellent	5	0	0	0.00
● G: Good	4	0	0	0.00
● M: Moderate	3	10	30	16.95
● A: Average	2	37	74	62.71
● BA: Below Average.	1	12	12	20.34
Performance				39.32



■ Achieved ■ Scope for improvement



Interpretation and Action Taken

Enter interpretation and action taken for this feedback.